

ASSESSMENT DAY

College of Health and Public Services

School of Dental Science

December 8, 2017

Academic Assessment

	LEVEL	FOCUS	CONDUCTED BY	FREQUENCY
Academic Success Committee	Program	<ul style="list-style-type: none"> Quality of assessment practices 	Committee of peers	Years 1 & 2
Instructional Program Review	Program / Cluster	<ul style="list-style-type: none"> Enrollment, retention, completion Industry certifications and job placement Program budget and staffing Advisory committees Curriculum changes 	Committee of peers	Year 3
Assessment Day	Course/ Program	<ul style="list-style-type: none"> Enrollment by demographics Graduation and retention Average class size Course success rate Placement rate SLOs, PLOs and ILOs 	Program Chair and Faculty	Years 1, 2, 3

Programs

[1048 - Dental Assisting \(Limited Access Program\)](#)

[2036 - Dental Hygiene \(Limited Access Program\)](#)

Last Assessment Day – Action Items

Assessment Meeting: 09/30/2016

- Follow up with Perkins and get exam fees added to the list;
- Review student learning outcomes;
- Research ways to improve Dental Hygiene retention rates

Dental Assisting Program Learning Outcomes

Graduates of the program will be able to:

PO1: Review health histories and obtain vital signs, systemically collect diagnostic data, utilize four-handed dentistry, perform minor laboratory procedures, and provide oral health education.

PO2: Perform a variety of clinical supportive treatments.

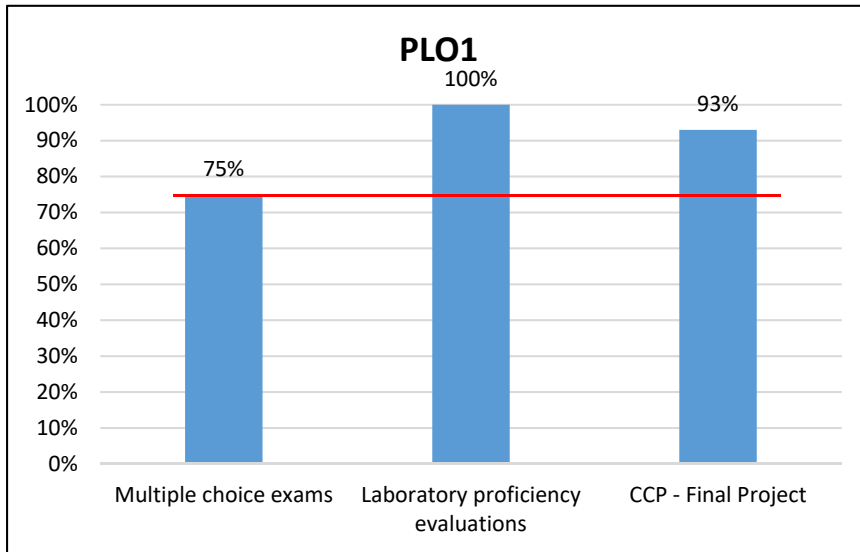
PO3: Demonstrate basic business office procedures.

PO4: Obtain and analyze diagnostically acceptable digital radiographic images on a variety of patients while executing radiation safety measures.

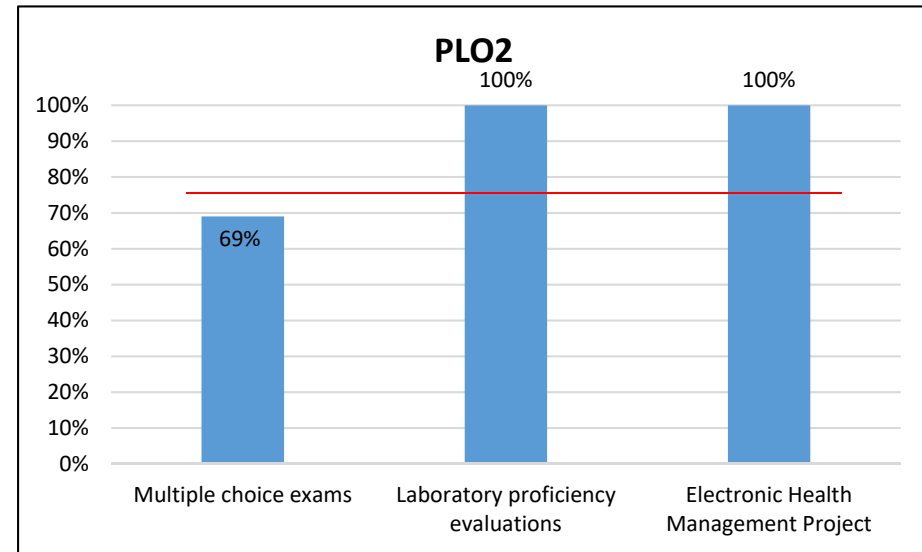
PO5: Manage asepsis utilizing infection and hazard control protocol consistent with published professional guidelines.

Assessment Data 2016-2017

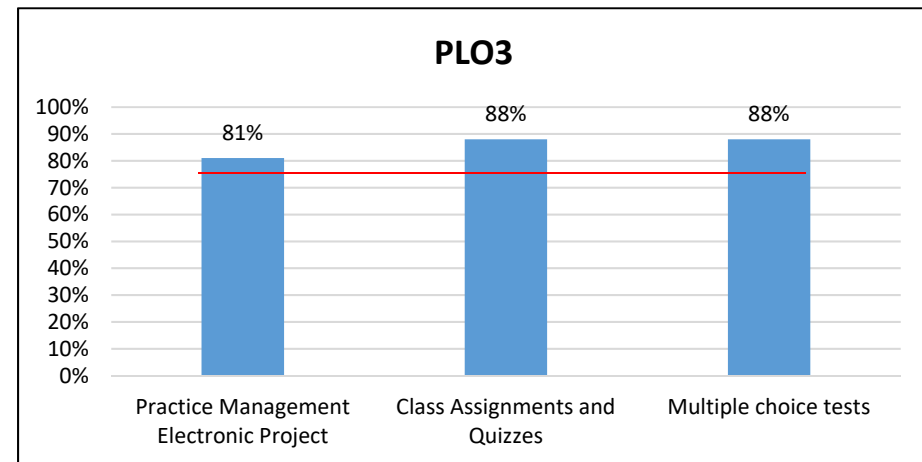
1048 – Dental Assisting



PLO1: Review health histories and obtain vital signs, systemically collect diagnostic data, utilize four-handed dentistry, perform minor laboratory procedures, and provide oral health education. *Target: 75% of students will achieve 75% or higher in all assessment measures.*



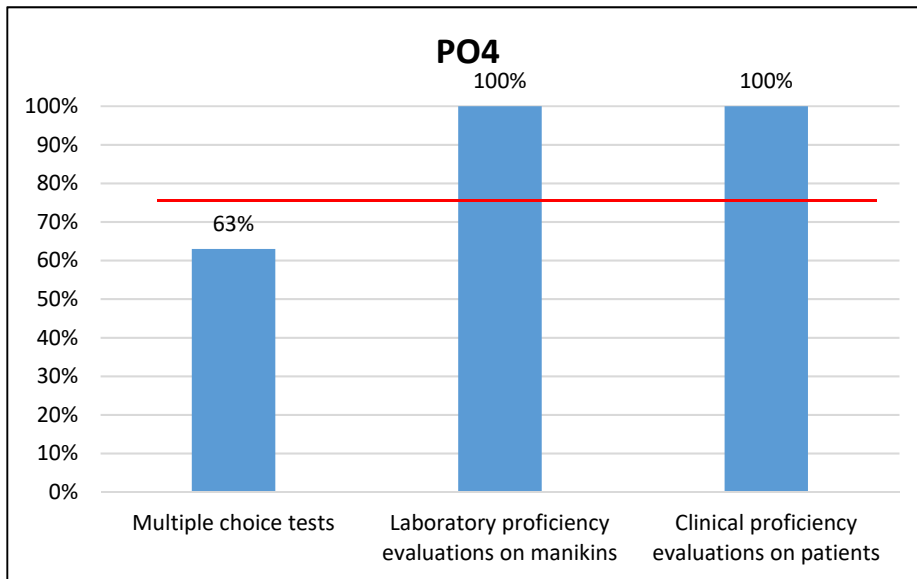
PLO2: Perform a variety of clinical supportive treatments. *Target: 75% of students will achieve 75% or higher in all assessment measures.*



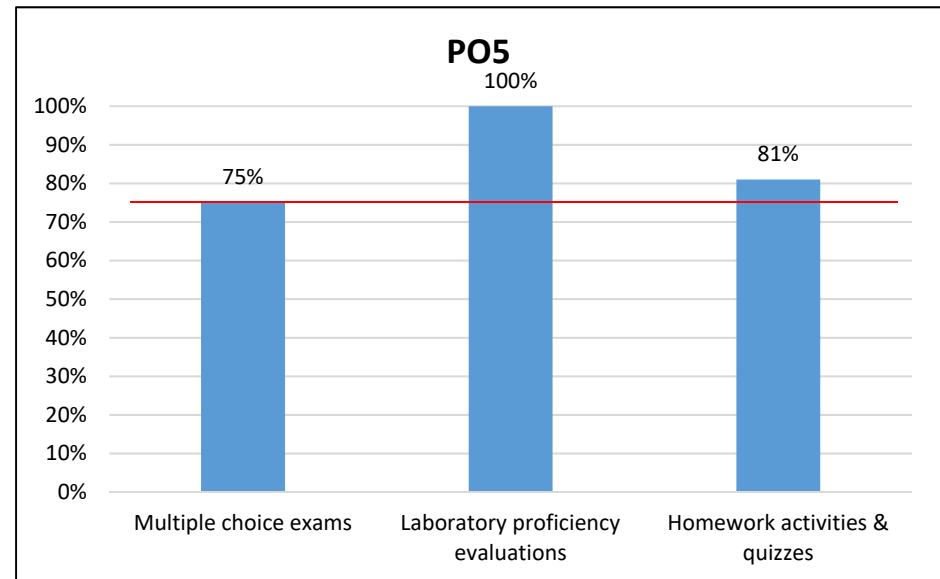
PLO3: Demonstrate basic business office procedures. *Target: 75% of students will achieve 75% or higher in all assessment measures.*

Assessment Data 2016-2017

1048 – Dental Assisting



PLO4: Obtain and analyze diagnostically acceptable digital radiographic images on a variety of patients while executing radiation safety measures. *Target: 75% of students will achieve 75% or higher in all assessment measures.*



PLO5: Manage asepsis utilizing infection and hazard control protocol consistent with published professional guidelines. *Target: 75% of students will achieve 75% or higher in all assessment measures.*

Dental Hygiene Program Learning Outcomes

Graduates of the program will be able to:

PO1: Apply the dental hygiene process of care and problem solving strategies to provide dental hygiene care for patients of all age groups, medically compromised, and all types of periodontal disease classifications.

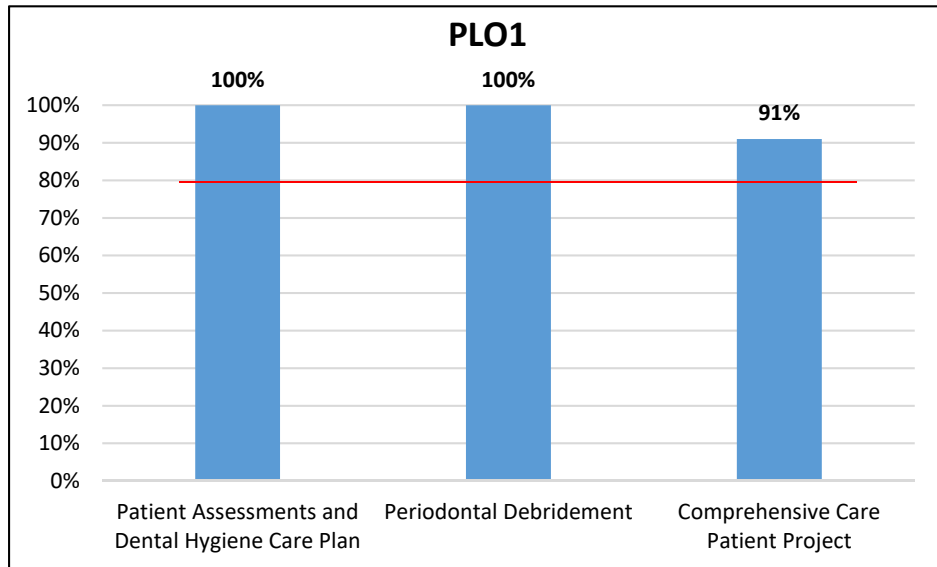
PO2: Demonstrate interpersonal and communications skills to effectively interact with diverse population groups.

PO3: Apply ethical, legal, and regulatory concepts to the provision and/or support of oral health care services.

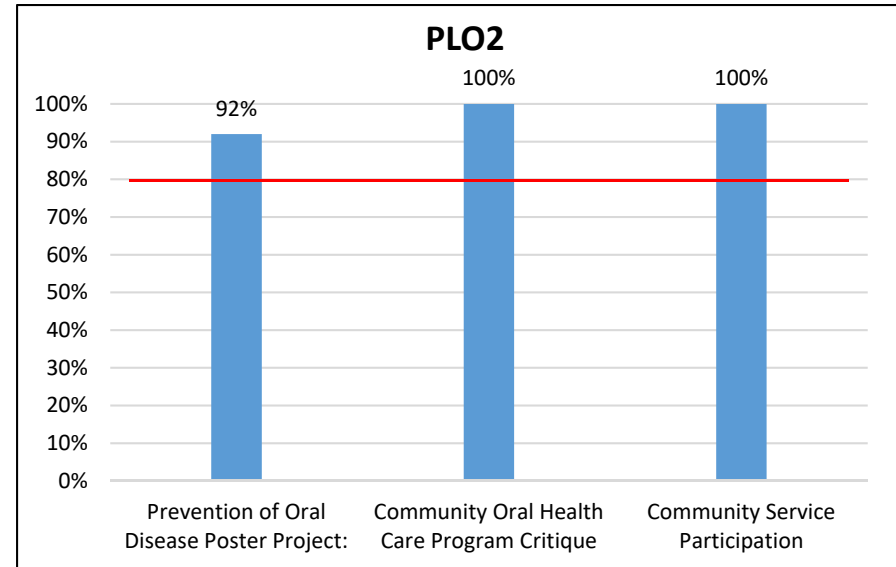
PO4: Apply self-assessment skills to prepare for life-long learning as a foundation for maintaining competency and quality assurance.

PO5: Evaluate current scientific literature as a basis for life-long learning, evidence-based practice and as a foundation for adapting to changes in health care.

Assessment Data 2016-2017 2036 – Dental Hygiene

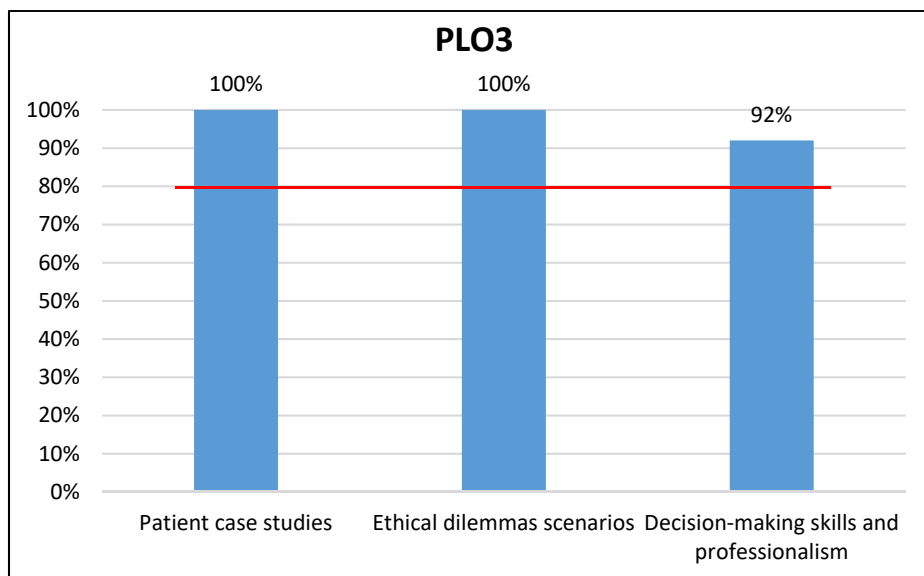


PLO1: Apply the dental hygiene process of care and problem solving strategies to provide dental hygiene care for patients of all age groups, medically compromised, and all types of periodontal disease classifications. *Target: 80% of students will achieve 75% or higher in all assessment measures.*

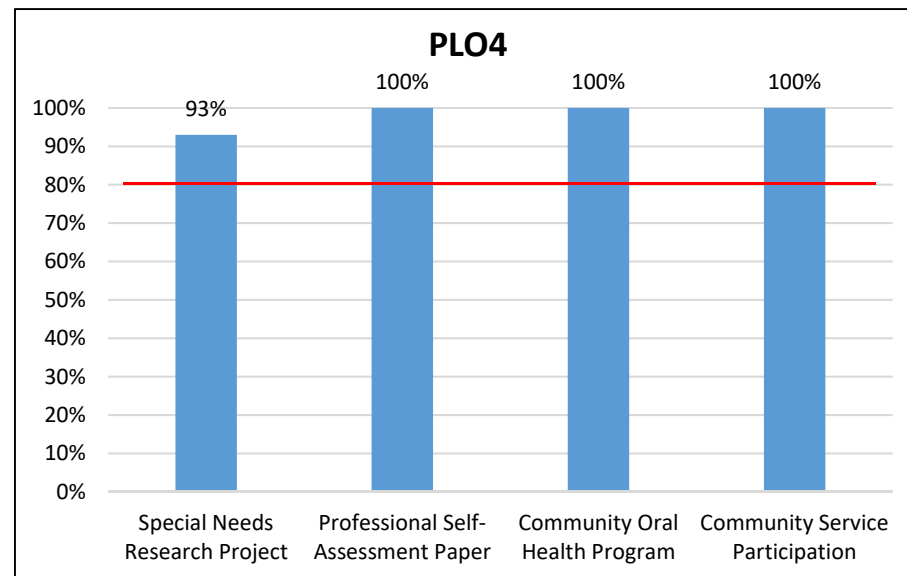


PLO2: Demonstrate interpersonal and communications skills to effectively interact with diverse population groups. *Target: 80% of students will achieve 75% or higher in all assessment measures.*

Assessment Data 2016-2017 2036 – Dental Hygiene

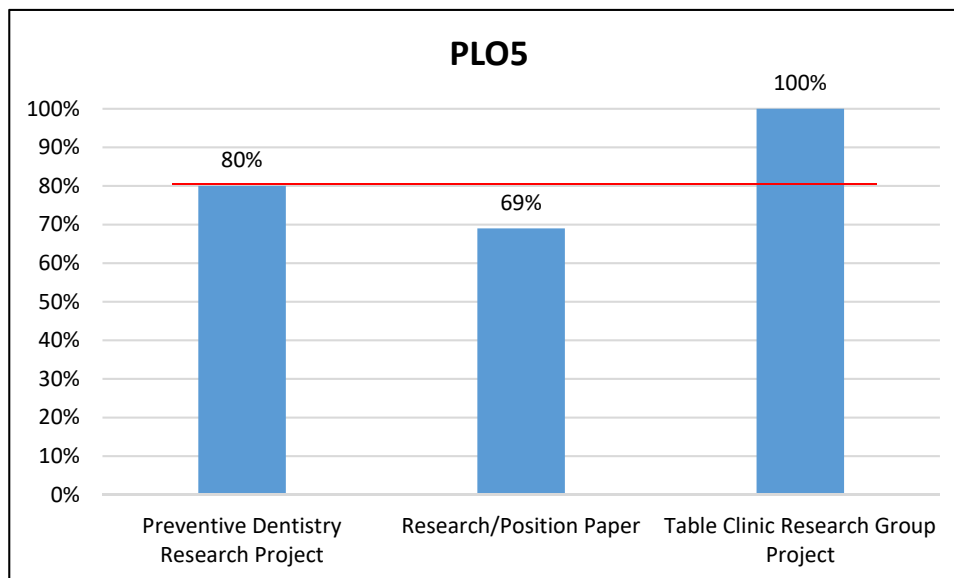


PLO3: Apply ethical, legal, and regulatory concepts to the provision and/or support of oral health care services. *Target: 80% of students will achieve 75% or higher in all assessment measures.*



PLO4: Apply self-assessment skills to prepare for life-long learning as a foundation for maintaining competency and quality assurance. *Target: 80% of students will achieve 75% or higher in all assessment measures.*

Assessment Data 2016-2017 2036 – Dental Hygiene



PLO5: Evaluate current scientific literature as a basis for life-long learning, evidence-based practice and as a foundation for adapting to changes in health care. *Target: 80% of students will achieve 75% or higher in all assessment measures.*

Assessment Data 2016-2017
Program vs. Institutional Learning Outcomes

Program	Critical/ Creative Thinking	Communication	Cultural Literacy	Information and technical Literacy
1048 – Dental Assisting	100%	100%	100%	81%-100%
2036 – Dental Hygiene	100%	100%	100%	86%-100%

Assessment Data 2015-2016
Program vs. Institutional Learning Outcomes

Program	Critical/ Creative Thinking	Communication	Cultural Literacy	Information and technical Literacy
1048 – Dental Assisting	100%	100%	100%	100%
2036 – Dental Hygiene	97.8%	100%	94.1%	96.3%

Course Success Rates

Major	Course	IM	2013-2014		2014-2015		2015-2016		2016-2017	
			# Attempted	% Successful	# Attempted	% Successful	# Attempted	% Successful	# Attempted	% Successful
1048 - Dental Assisting at Daytona Beach Campus	DEA0000	Online	46	74%	59	76%	43	65%	25	84%
	DEA0020C	Lecture	22	95%	22	91%	20	100%	17	88%
	DEA0130	Online	20	100%	19	100%	20	95%	17	100%
	DEA0801C	Lecture	20	100%	19	100%	20	100%	16	100%
	DEA0850L	Lecture	20	100%	19	100%	20	100%	16	100%
	DEA0851L	Lecture	23	100%	20	100%	19	100%	19	100%
	DES0002	Online	21	95%	22	95%	21	95%	16	100%
	DES0103C	Lecture	22	95%	22	95%	20	100%	17	88%
	DES0205C	Lecture	21	95%	22	95%	20	100%	17	88%
	DES0501	Lecture	20	100%	19	100%	20	100%	16	88%
	DES0844	Lecture	19	100%	19	100%	20	100%	16	100%

■ Indicates a success rate of 90% or higher
■ Indicates a success rate between 70% and 89%
■ Indicates a success rate below 70%

Course Success Rates

Major	Course	IM	2013-2014		2014-2015		2015-2016		2016-2017		
			# Attempted	% Successful	# Attempted	% Successful	# Attempted	% Successful	# Attempted	% Successful	
2036 - Dental Hygiene at the DeLand Campus	DEH1002C	Lecture	15	80%	15	87%	17	88%	16	100%	↑
	DEH1133	Hybrid	16	94%	16	94%	17	100%	13	100%	
	DEH1602	Lecture	12	92%	11	100%	16	100%	16	100%	
	DEH1800	Lecture	12	92%	11	100%	16	100%	16	100%	
	DEH1802	Lecture	12	100%	11	100%	10	100%	15	100%	
	DEH2300	Lecture	13	100%	10	90%	12	100%	14	100%	
	DEH2400	Lecture	12	92%	11	100%	11	100%	14	100%	
	DEH2702C	Lecture	10	100%	11	100%	12	100%	14	100%	
	DEH2804	Lecture	12	100%	10	100%	11	100%	14	100%	
	DEH2806	Lecture	10	100%	11	100%	12	100%	14	100%	
	DES1010	Lecture	15	80%	15	80%	18	89%	15	100%	↑
	DES1054	Lecture	12	92%	11	91%	16	100%	16	100%	
	DES1100	Online	6	83%	5	100%	9	100%	13	100%	
	DES1200C	Lecture	9	67%	15	87%	17	88%	15	100%	↑
	DES1832L	Lecture	12	92%	11	100%	16	100%	16	100%	
	DES1840	Lecture	15	80%	15	87%	17	88%	15	100%	↑
DES2600	Online	11	100%	10	100%	11	100%	14	100%		

■ Indicates a success rate of 90% or higher
■ Indicates a success rate between 70% and 89%
■ Indicates a success rate below 70%

School Course Success Rate by Instructional Method – Overall

Campus	2016-2017	
	Attempted	% Successful
Online	85	95%
Lecture	390	98%
Hybrid	13	100%
Total	488	97%
DSC	Hybrid	81%
	Lecture	81%
	Online	76%

■ Indicates a success rate of 90% or higher
■ Indicates a success rate between 70% and 89%
■ Indicates a success rate below 70%

Course Success Rates by Session/Sub-session

Courses and Sub-session		2013-2014		2014-2015		2015-2016		2015-2016	
		Attempted	% Successful	Attempted	% Successful	Attempted	% Successful	Attempted	% Successful
DEA0000	FA B term			17	59%	23	65%	13	77%
	A term					20	65%	12	92%
	SP B term	26	69%	23	83%				
	Full term								
	SU Full term	20	80%	19	84%				
DES0002	FA Full term	21	95%	22	95%				
	SU Full term					21	95%	16	100%

■ Indicates a success rate of 90% or higher
■ Indicates a success rate between 70% and 89%
■ Indicates a success rate below 70%

Source: IR Program Assessment Data

School Course Success Rate By Sub-session

Session and Sub-session		2016-2017	
		Attempted	% Successful
FA	B term	13	77%
	Full term	182	97%
SP	A term	13	92%
	Full term	205	99%
SU	Full term	104	99%
Total		516	97%

■ Indicates a success rate of 90% or higher
■ Indicates a success rate between 70% and 89%
■ Indicates a success rate below 70%

Grade Distribution

Major	Course	2016-2017 (SU16, FA16, SP17)						
		Pass (A, B, C)	Fail (D, F)	FNs	Ws	W1s	Incs	
1048 - Dental Assisting	DEA0000	21	2	1	1	0	0	
	DEA0020C	15	0	0	2	0	0	
	DEA0130	17	0	0	0	0	0	
	DEA0801C	16	0	0	0	0	0	
	DEA0850L	16	0	0	0	0	0	
	DEA0851L	19	0	0	0	0	0	
	DES0002	16	0	0	0	0	0	
	DES0103C	15	0	0	2	0	0	
	DES0205 C	15	0	0	2	0	0	
	DES0501	14	2	0	0	0	0	
	DES0844	16	0	0	0	0	0	
	Major		180(93.8%)	4(2.1%)	1(0.5%)	7(3.6%)	0(0%)	0(0%)

Grade Distribution

Major	Course	2016-2017 (SU16, FA16, SP17)					
		Pass (A, B, C)	Fail (D, F)	FNs	Ws	W1s	Incs
2036 - Dental Hygiene at DeLand Campus	DEH1002C	16	0	0	0	0	0
	DEH1133	13	0	0	0	0	0
	DEH1602	16	0	0	0	0	0
	DEH1800	16	0	0	0	0	0
	DEH1802	15	0	0	0	0	0
	DEH2300	14	0	0	0	0	0
	DEH2400	14	0	0	0	0	0
	DEH2702	14	0	0	0	0	0
	DEH2804	14	0	0	0	0	0
	DEH2806	14	0	0	0	0	0
	DES1010	15	0	0	0	0	0
	DES1054	16	0	0	0	0	0
	DES1100	13	0	0	0	0	0
	DES1200C	15	0	0	0	0	0
	DES1832L	16	0	0	0	0	0
	DES1840	15	0	0	0	0	0
	DES2600	14	0	0	0	0	0
	Major		250(100%)	0(0%)	0(0%)	0(0%)	0(0%)

FNs, Ws and W1s vs. Session

Courses	FNs						Ws						W1s						Total FNs	Total Ws	Total W1s
	SU16		FA16		SP17		SU16		FA16		SP17		SU16		FA16		SP17				
	A term	B term	Full term	B term	Full term	A term	A term	B term	Full term	B term	Full term	A term	A term	B term	Full term	B term	Full term	A term			
DEA0000				1		0				1		0				0		0	1	1	0
DEA0020C			0						2						0				0	2	0
DEA0130					0						0						0		0	0	0
DEA0801C					0						0						0		0	0	0
DEA0850L					0						0						0		0	0	0
DEA0851L	0						0						0						0	0	0
DEH1002C			0						0						0				0	0	0
DEH1133		0						0						0					0	0	0
DEH1602					0						0						0		0	0	0
DEH1800					0						0						0		0	0	0
DEH1802	0						0						0						0	0	0
DEH2300			0						0						0				0	0	0
DEH2400			0						0						0				0	0	0
DEH2702C					0						0						0		0	0	0
DEH2804			0						0						0				0	0	0
DEH2806					0						0						0		0	0	0
DES0002		0						0						0					0	0	0
DES0103C			0						2						0				0	2	0
DES0205C			0						2						0				0	2	0
DES0501					0						0						0		0	0	0
DES0844					0						0						0		0	0	0
DES1010			0						0						0				0	0	0
DES1054					0						0						0		0	0	0
DES1100	0						0						0						0	0	0
DES1200C			0						0						0				0	0	0
DES1832L					0						0						0		0	0	0
DES1840			0						0						0				0	0	0
DES2600			0						0						0				0	0	0
Total	0	0	0	1	0	0	0	0	6	1	0	0	0	0	0	0	0	0	1	7	0

Average Class Size by Course

Major	Course and Instructional Method	2013-2014		2014-2015		2015-2016		2016-2017	
		Sections	Avg. Size	Sections	Avg. Size	Sections	Avg. Size	Sections	Avg. Size
1048 - Dental Assisting at Daytona Campus	DEA0000 Online	2	23	3	20	2	22	2	20
	DEA0020C Lecture	1	22	1	22	1	20	1	18
	DEA0130 Online	1	20	1	19	1	20	1	17
	DEA0801C Lecture	1	20	1	19	1	20	1	16
	DEA0850L OJT	1	20	1	19	1	20	1	16
	DEA0851L OJT	1	23	1	20	1	19	1	20
	DES0002 Online	1	21	1	22	1	21	1	20
	DES0103C Lecture	1	22	1	22	1	20	1	18
	DES0205C Lecture	1	21	1	22	1	20	1	18
	DES0501 Lecture	1	20	1	19	1	20	1	16
	DES0844 Lecture	1	19	1	19	1	20	1	16
	Major		12	21	13	20	12	19	12

Years are reporting years, SU-SP.

To prevent data from skewing, excludes, labs, clinicals, private/performance, open lab, co-op, DIS, and internships.

Source: IR Program Assessment Data

Average Class Size by Course

Major	Course and Instructional Method	2013-2014		2014-2015		2015-2016		2016-2017	
		Sections	Avg. Size	Sections	Avg. Size	Sections	Avg. Size	Sections	Avg. Size
2036 - Dental Hygiene at DeLand Campus	DEH1002C Lecture	1	15	1	15	1	17	1	16
	DEH1133 Hybrid	1	16	1	16	1	17	1	15
	DEH1602 Lecture	1	12	1	11	1	16	1	16
	DEH1800 Lecture	1	12	1	11	1	16	1	16
	DEH1802 Lecture	1	12	1	11	1	10	1	15
	DEH2300 Lecture	1	13	1	10	1	12	1	14
	DEH2400 Lecture	1	12	1	11	1	11	1	14
	DEH2702 Lecture	1	10	1	11	1	12	1	14
	DEH2804 Lecture	1	12	1	10	1	11	1	14
	DEH2806 Lecture	1	10	1	11	1	12	1	14
	DES1010 Lecture	1	15	1	15	1	18	1	15
	DES1054 Lecture	1	12	1	11	1	16	1	16
	DES1100 Online	1	6	1	5	1	9	1	13
	DES1200C Lecture	1	9	1	15	1	17	1	15
	DES1832L Lab	1	12	1	11	1	16	1	16
	DES1840 Lecture	1	15	1	15	1	17	1	15
	DES2600 Online	1	11	1	10	1	11	1	14
Major		17	12	17	12	17	14	17	15

Years are reporting years, SU-SP.

To prevent data from skewing, excludes, labs, clinicals, private/performance, open lab, co-op, DIS, and internships.

Source: IR Program Assessment Data

Overall Average Class Size by Instructional Methods

Instructional Method	2016-2017	
	Sections	Avg. Size
LB	2	14
LE	1	15
Online	6	17
Lecture	24	16
Hybrid	1	15
Total	34	16

College Total

Instructional Method	2015-2016 Avg. Size	2016-2017 Avg. Size
Hybrid	21	23
Lecture	22	21
Online	30	30

To prevent data from skewing, the following instructional methods are excluded: CL - Clinical, CO - Co-op, D - Directed Independent Stu, IN - Internship (BSED), JT - On Job Training, LB - Lab, OL - Open Lab, PL - Private/Performance

Source: IR Program Assessment Data

Licensing Exam

	2008/09	2009/10	2010/11	2011/12	2012/13	2013/14	2014/15	2015/16
Dental Hygiene	83%	92%	100%	100%	100%	100%	100%	100%

Source: Daytona State Department Chairs are solicited for this data.

Graduation Rates

Major	Fall Term	Registered in First Course	Graduation Rate			
			Graduated within 150% Time	Graduation Rate	Graduated within 200% Time	Graduation Rate
1048- Dental Assisting	FA12	23	23	100.0%	23	100.0%
	FA13	22	20	90.9%	21	95.5%
	FA14	22	19	86.4%	19	86.4%
	FA15 – 200% In Progress	20	18	90.0%	18	90.0%
	FA16 – In Progress	17	13	76.5%	13	76.5%
2036- Dental Hygiene	FA10	13	9	69.2%	9	69.2%
	FA11	15	11	73.3%	11	73.3%
	FA12	16	11	68.8%	11	68.8%
	FA13 – 200% In Progress	16	11	68.8%	11	68.8%
	FA14 – In Progress	16	11	68.8%	11	68.8%

College average (150%- 57.3%, 200%- 63.3%)

First Course- 1048- DEA0020, 2036- DEH1133

Fall terms include prior Summer term enrollment in major.

Source: IR Program Assessment Data

Retention Rates

Major	Fall Term	Registered	Excluded	Adjusted Cohort	Retained by DSC		Retained by Program		Retained by College
					N	%	N	%	%
1048 DENTAL ASSISTING*	2011	21	15	6	0	0%	0	0%	0%
	2012	24	24	0	NA		NA		NA
	2013	24	20	4	2	50%	1	25%	75%
	2014	24	19	5	1	20%	2	40%	60%
	2015	20	18	2	0	0%	2	100%	100%
2036 DENTAL HYGIENE	2011	32	10	22	1	5%	15	68%	73%
	2012	30	11	19	1	5%	14	74%	79%
	2013	30	10	20	2	10%	14	70%	80%
	2014	31	11	20	0	0%	12	60%	60%
	2015	26	11	15	0	0%	15	100%	100%

College average (64.4%)

*Dental Assisting's program length and graduation rate prevent the calculation of meaningful fall-to-fall retention rates.

Registered - Includes all students enrolled in the fall term of the specified year, with the specified program as their primary major.

Exclusions - Includes students who are deceased or graduated fall of the specified year or the following spring or summer.

Not retained - Students who were not registered the following fall term.

Retained by DSC - Students who were still registered at DSC the following fall but with a different primary major.

Retained by Program - Students who were registered the following fall with the same primary major.

Source: IR Program Assessment Data

2016-2017 Retention Rates by Race/Ethnicity

Major	Fall Term	Registered	Exclusions	Adjusted Cohort	Retained by Program	
					N	%
1048 DENTAL ASSISTING	Asian	1	1	0	N/A	
	Black					
	Hawaii/Pac					
	Hispanic					
	Two or More Races					
	White	15	12	3	0	0%
2036 DENTAL HYGIENE	Asian					
	Black	3	2	1	1	100%
	Hawaii/Pac					
	Hispanic	7	1	6	6	100%
	Two or More Races					
	White	27	12	15	12	80%

College average (African American: 48.1%, Hispanic: 62.1%)

Registered - Includes all students enrolled in the fall term of the specified year, with the specified program as their primary major.

Exclusions - Includes students who are deceased or graduated fall of the specified year or the following spring or summer.

Adjusted Cohort - Registered students less exclusions.

Not retained - Students who were not registered the following fall term.

Retained by DSC - Students who were still registered at DSC the following fall but with a different primary major.

Retained by Program - Students who were registered the following fall with the same primary major.

Source: IR Program Assessment Data

Placement Rates (College average: 94.5%)												
Program Title	Major	2010/11		2011/12		2012/13		2013/14		2014/15		Average Annual Salary
		DSC %	FCS %	DSC %	FCS %	DSC %	FCS%	DSC %	FCS%	DSC%	FCS%	
Dental Hygiene	2036	100%	92%	90%	93%	91%	84%	89%	87%	100%	89%	\$46,376
Dental Assisting	1048	75%	75%	64%	69%	93%	78%	80%	76%	94%	92%	\$27,956

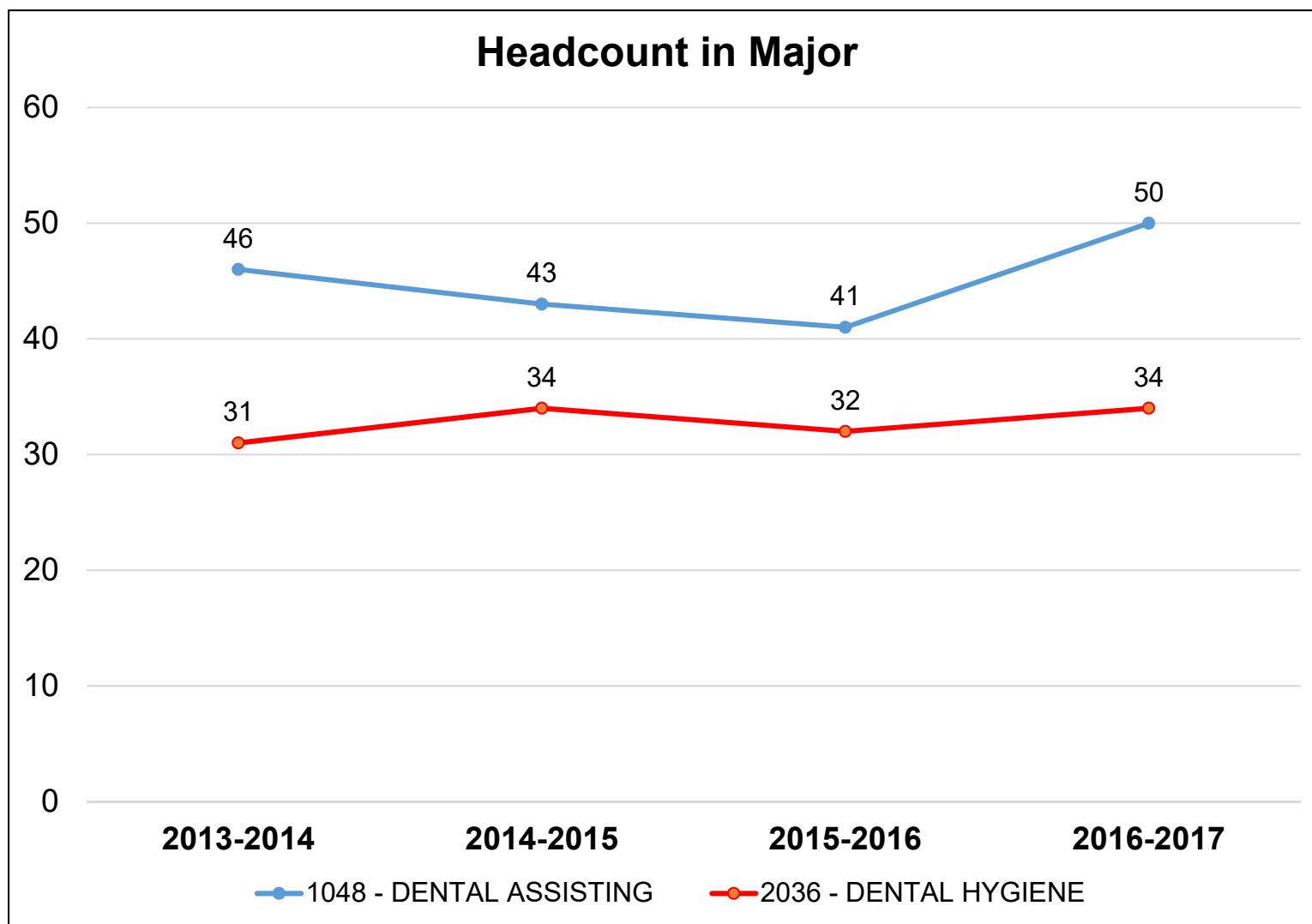
Source: Florida Education Training Placement Information Program (FETPIP)

■ Indicates the College average above the State Averages
■ Indicates the College average same as the State Averages
■ Indicates the College average below the State Averages

*Currently Inactive Program

N/A - No placement data for the program.

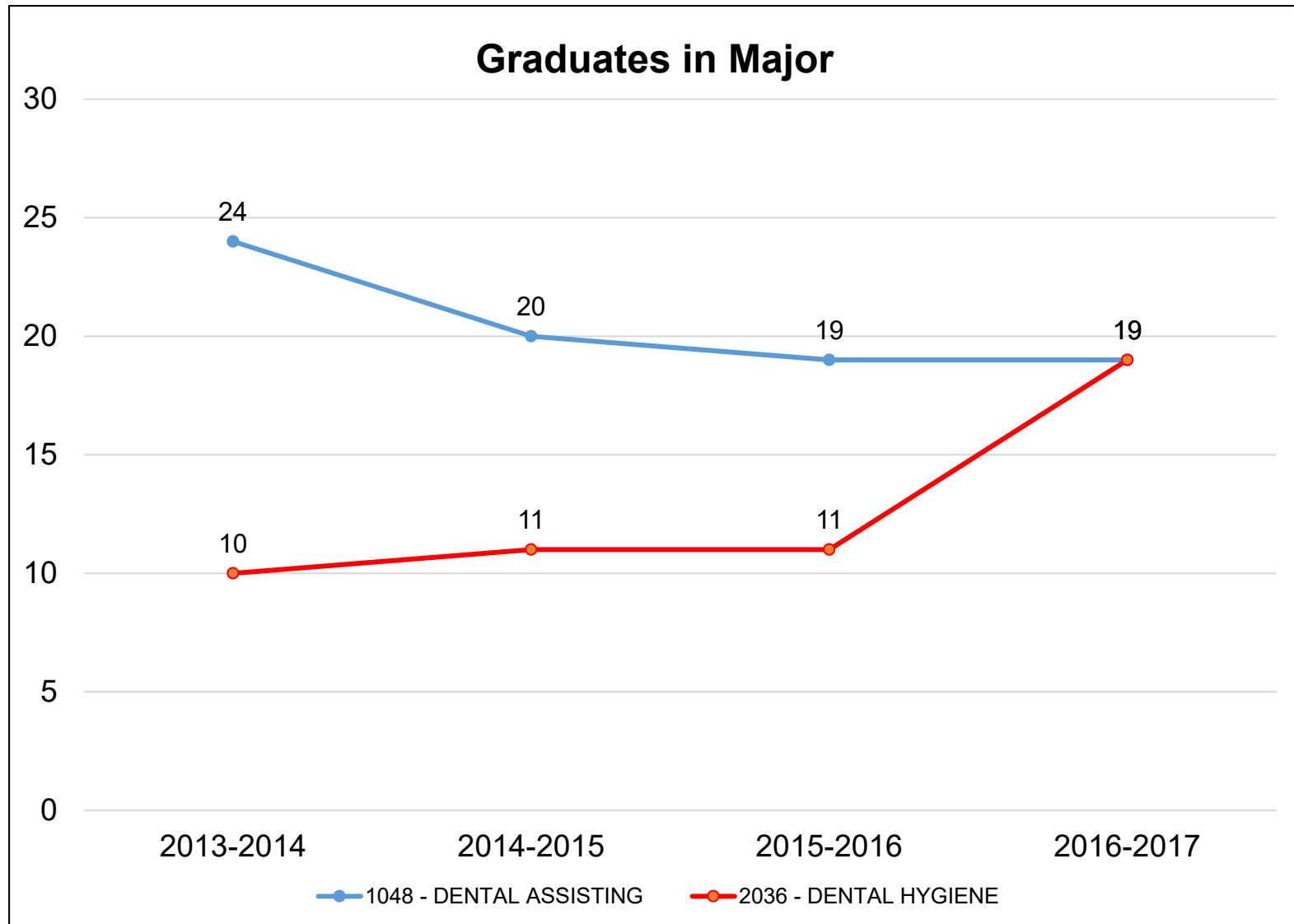
\$**,*** Less than 10 graduates found employed.



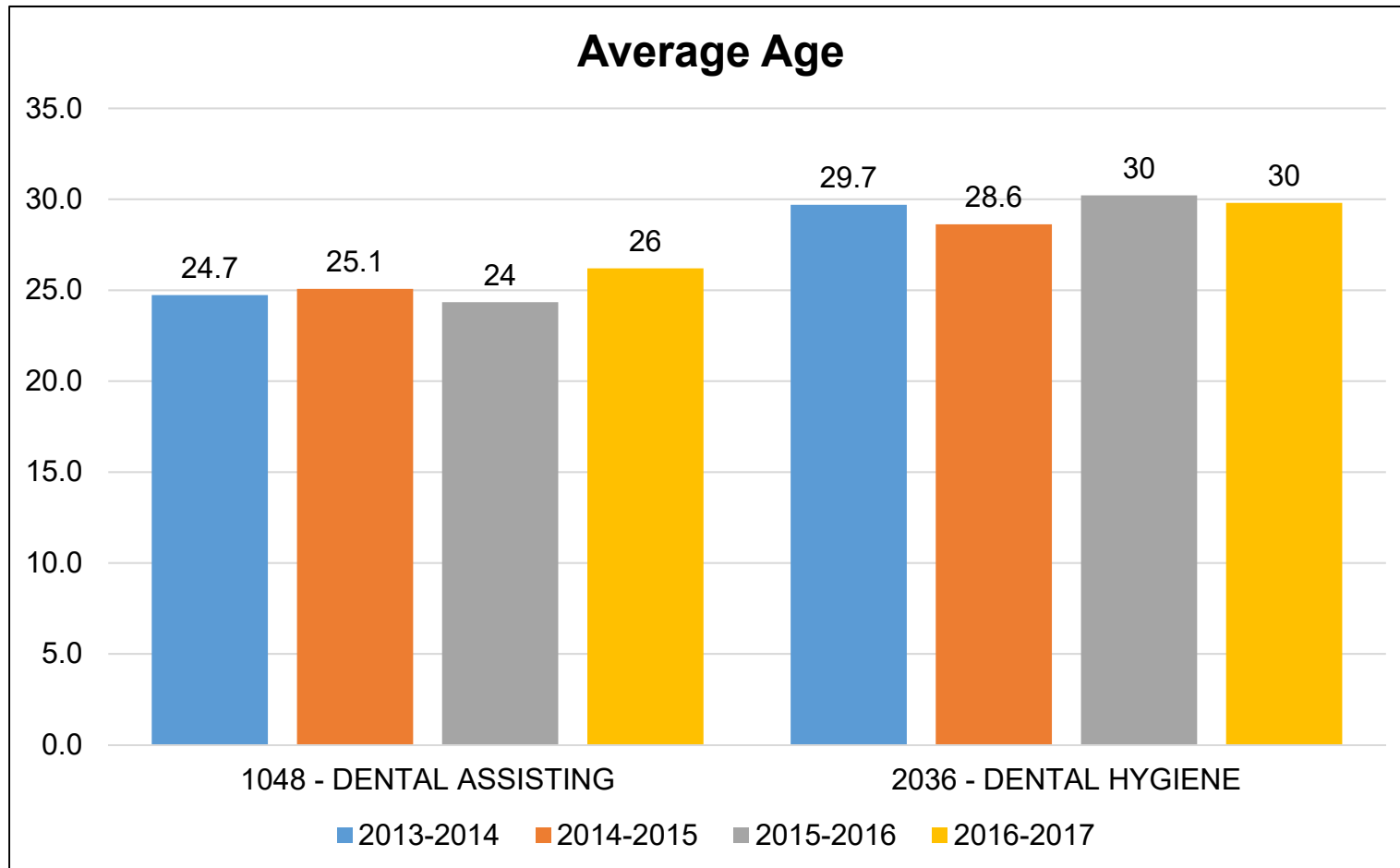
College Enrollment Decreased: 3%(13/14); 0.73%(14/15); 1.14% (15/16); 5.5%(16/17)

Students are duplicated across programs, unduplicated in the total.

Source: IR Program Assessment Data



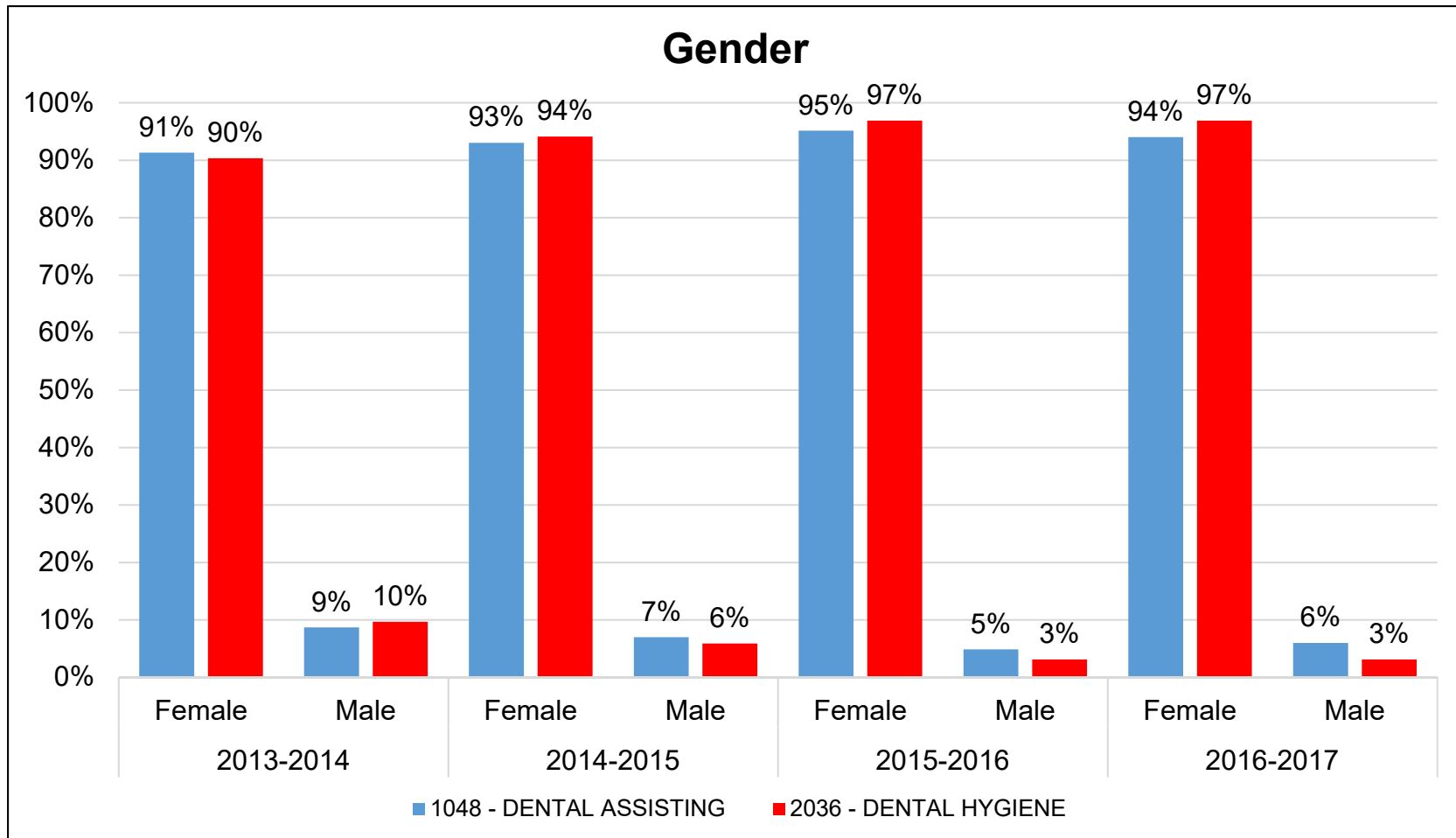
Source: IR Program Assessment Data



Major	2013-2014	2014-2015	2015-2016	2016-2017
School of Dental Sciences	27.5	27.1	28	28
Daytona State College	26.6	26.4	26	27

Source: IR Program Assessment Data

Calculation excludes individuals whose birthdates are not reported.

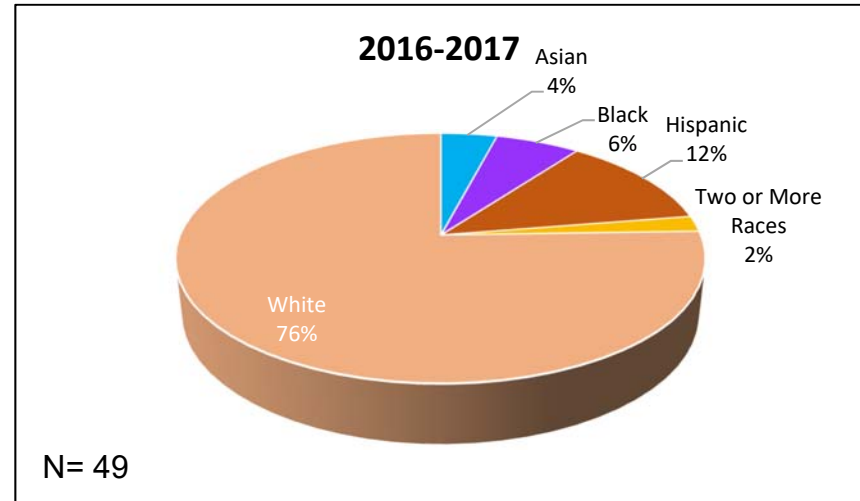
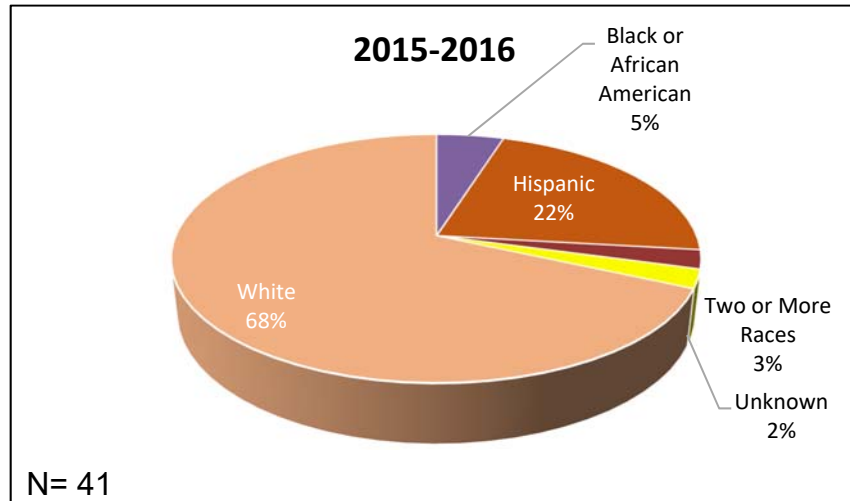
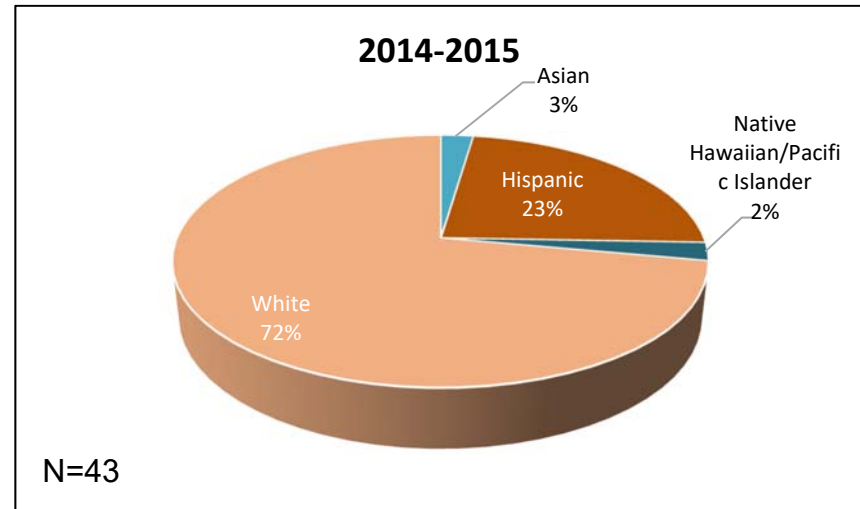
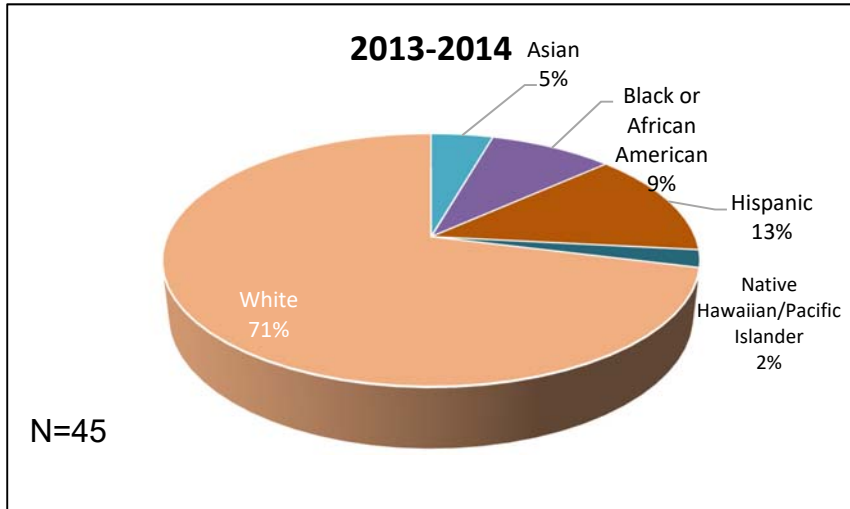


Major	2013-2014		2014-2015		2015-2016		2016-2017	
	Female	Male	Female	Male	Female	Male	Female	Male
Daytona State College	59%	41%	60%	40%	60%	40%	60%	40%

Excludes individuals whose gender is not reported.

Source: IR Program Assessment Data

Race / Ethnicity Dental Assisting #104800

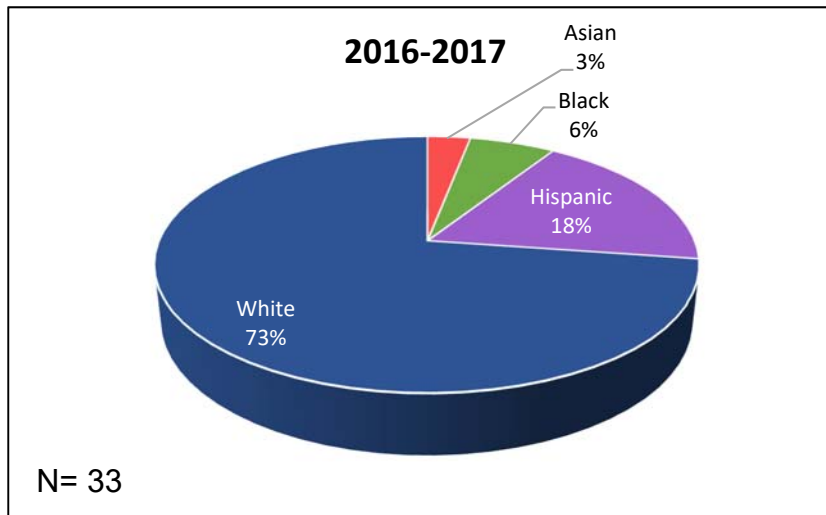
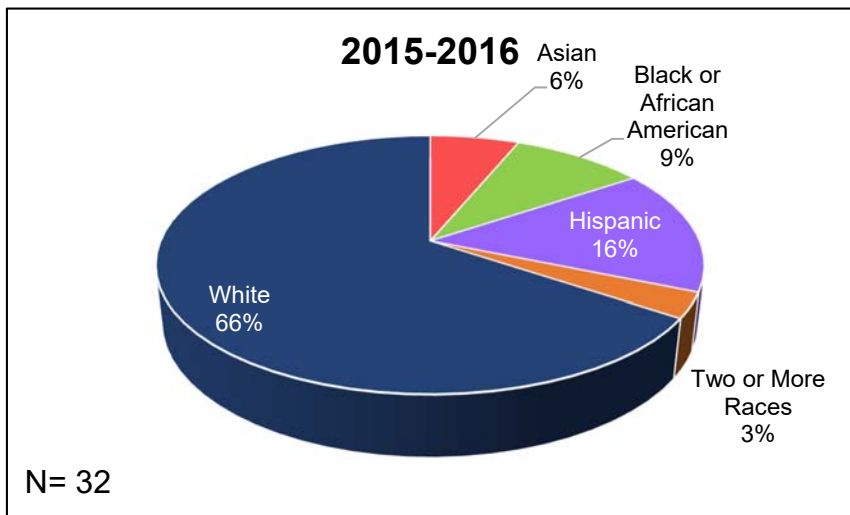
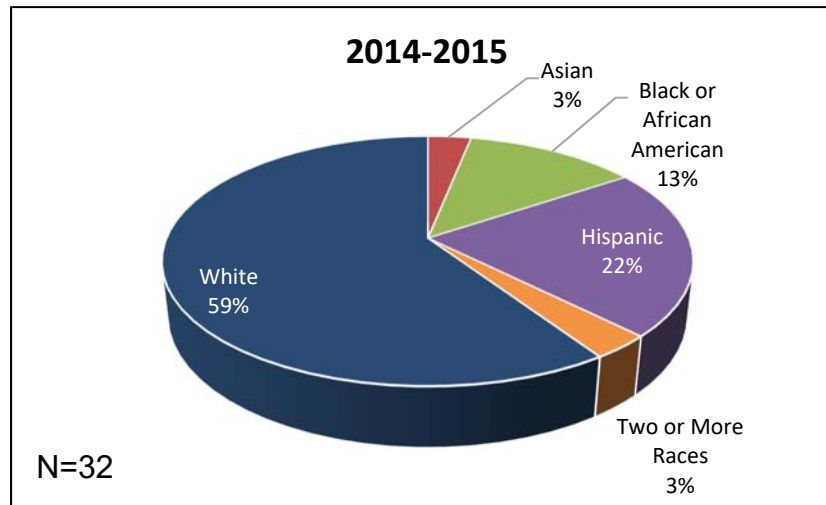
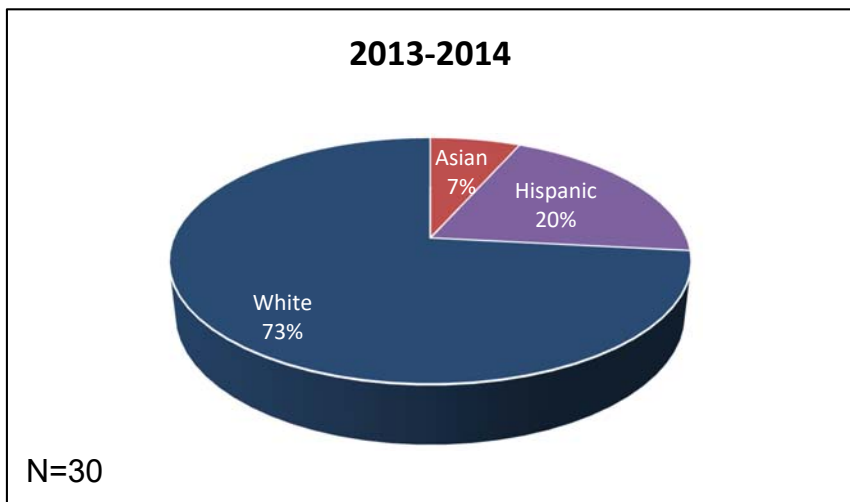


DSC Averages 2016-2017						
Amer Indian/ Alaska Native	Asian	Black or African Amer	Hispanic	Nat Hawaiian Pacif Islander	2 or More Races	White
0.4%	2%	14%	15%	0.2%	2%	66%

Excludes individuals whose race / ethnicity is not reported.

Source: IR Program Assessment Data

Race / Ethnicity Dental Hygiene #203600



DSC Averages 2016-2017						
Amer Indian/ Alaska Native	Asian	Black or African Amer	Hispanic	Nat Hawaiian Pacif Islander	2 or More Races	White
0.4%	2%	14%	15%	0.2%	2%	66%

Excludes individuals whose race / ethnicity is not reported.

Source: IR Program Assessment Data