

ASSESSMENT DAY

College of Workforce, Continuing and Adult Education
School of Occupational Apprenticeships
Plumbers Apprentice
February 5, 2016

Academic Assessment

	LEVEL	FOCUS	CONDUCTED BY	FREQUENCY
Academic Success Committee	Program	<ul style="list-style-type: none"> Quality of assessment practices 	Committee of peers	Years 1 & 2
Instructional Program Review	Program / Cluster	<ul style="list-style-type: none"> Enrollment, retention, completion Industry certifications and job placement Program budget and staffing Advisory committees Curriculum changes 	Committee of peers	Year 3
Assessment Day	Course/ Program	<ul style="list-style-type: none"> Enrollment by demographics Graduation and retention Average class size Course success rate Placement rate SLOs, PLOs and ILOs 	Program Chair and Faculty	Years 1, 2, 3

Programs

[1070 - Plumbers Apprentice - Union](#)

Courses

[BCA0431](#) Plumbing Apprentice 11

[BCA0432L](#) Plumbing Apprentice 12 Lab

[BCA0434L](#) Plumbing Apprentice 14 Lab

[BCA0450L](#) Plumbing Apprentice 1 Lab

[BCA0452](#) Plumbing Apprentice 3

[BCA0454](#) Plumbing Apprentice 5

[BCA0455L](#) Plumbing Apprentice 6 Lab

[BCA0457L](#) Plumbing Apprentice 8 Lab

[BCA0459L](#) Plumbing Apprentice 10 Lab

[BCA0431L](#) Plumbing Apprentice 11 Lab

[BCA0433L](#) Plumbing Apprentice 13 Lab

[BCA0435](#) Plumbing Apprentice 15

[BCA0451](#) Plumbing Apprentice 2

[BCA0452L](#) Plumbing Apprentice 3 Lab

[BCA0454L](#) Plumbing Apprentice 5 Lab

[BCA0456L](#) Plumbing Apprentice 7 Lab

[BCA0458](#) Plumbing Apprentice 9

[BCA0432](#) Plumbing Apprentice 12

[BCA0434](#) Plumbing Apprentice 14

[BCA0435L](#) Plumbing Apprentice 15 Lab

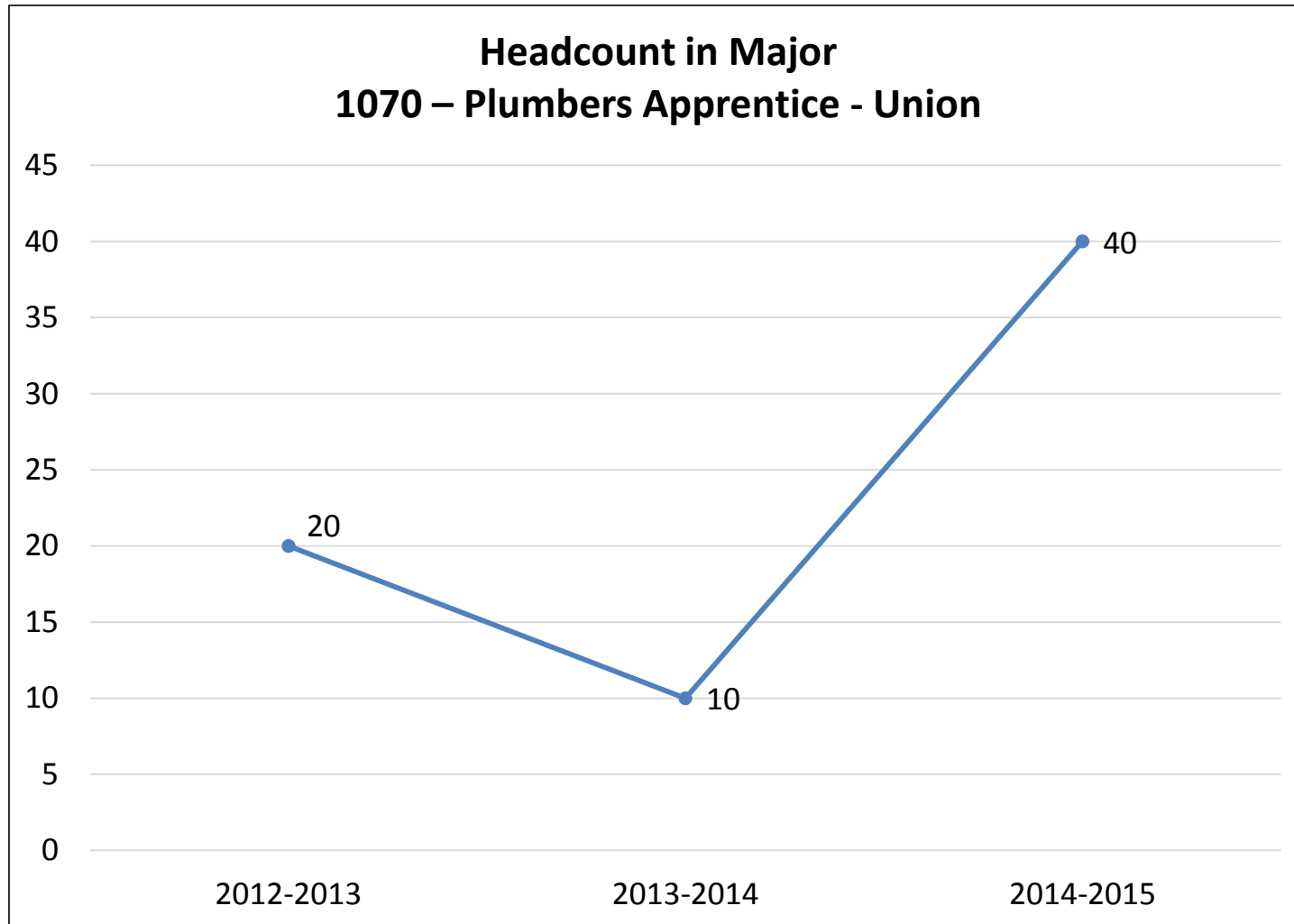
[BCA0451L](#) Plumbing Apprentice 2 Lab

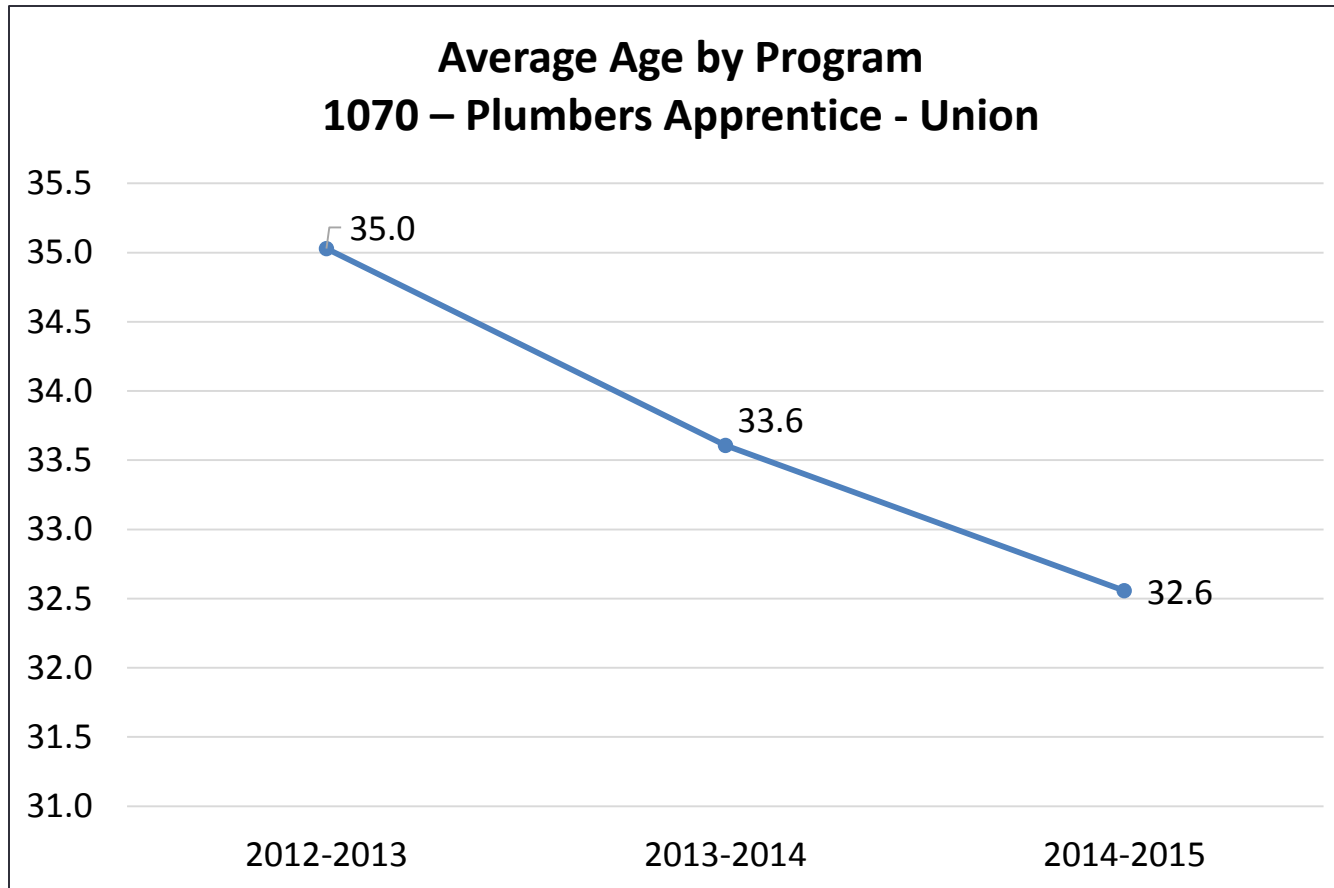
[BCA0453L](#) Plumbing Apprentice 4 Lab

[BCA0455](#) Plumbing Apprentice 6

[BCA0457](#) Plumbing Apprentice 8

[BCA0458L](#) Plumbing Apprentice 9 Lab

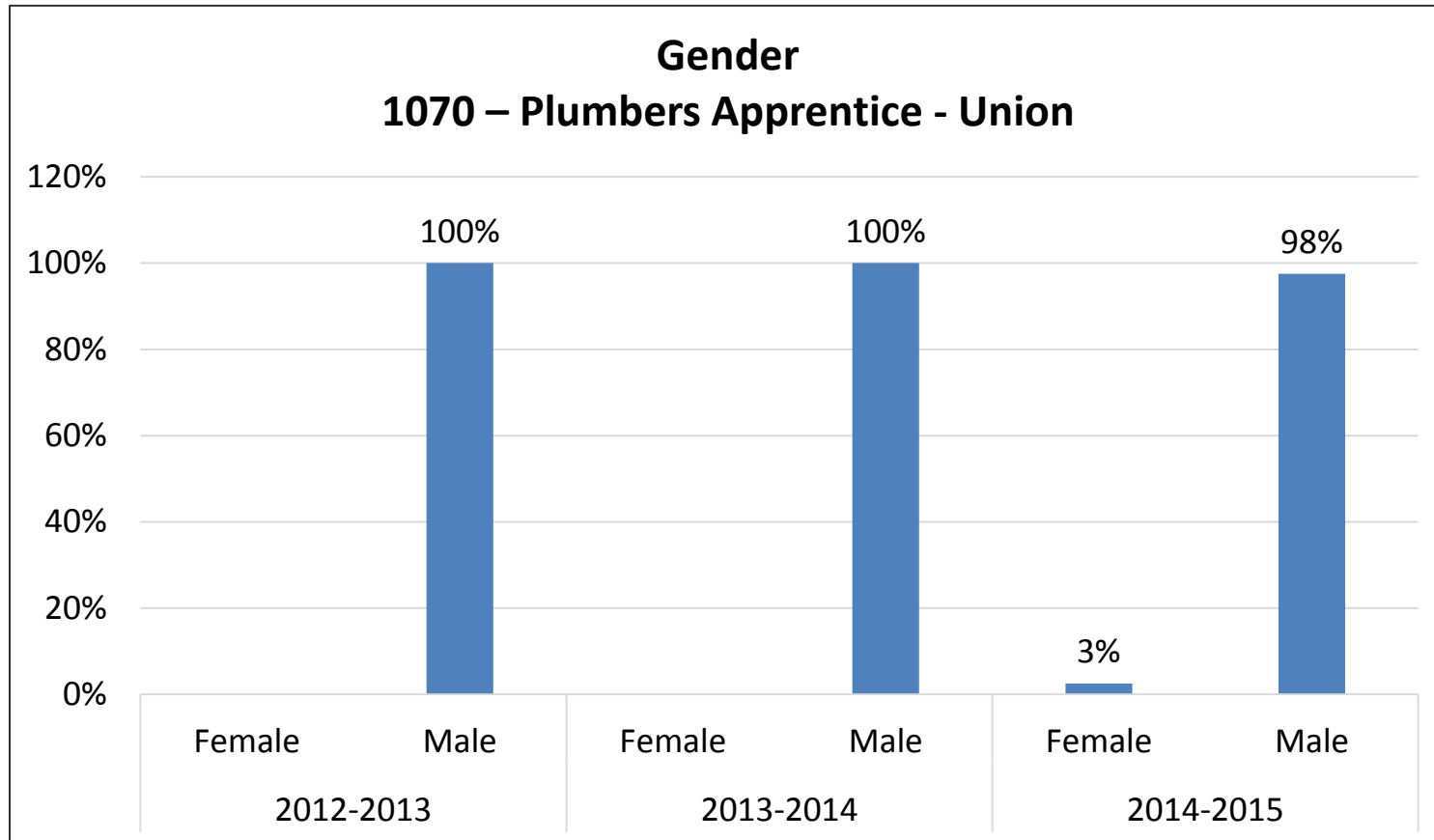




Major	2012-2013	2013-2014	2014-2015
All Programs	31.2	30.4	30.0
Daytona State College	26.7	26.6	26.4

Calculation excludes individuals whose birthdates are not reported.

Source: IR Program Assessment Data



Major	2012-2013		2013-2014		2014-2015	
	Female	Male	Female	Male	Female	Male
Daytona State College	60%	40%	59%	41%	60%	40%

Excludes individuals whose gender is not reported.

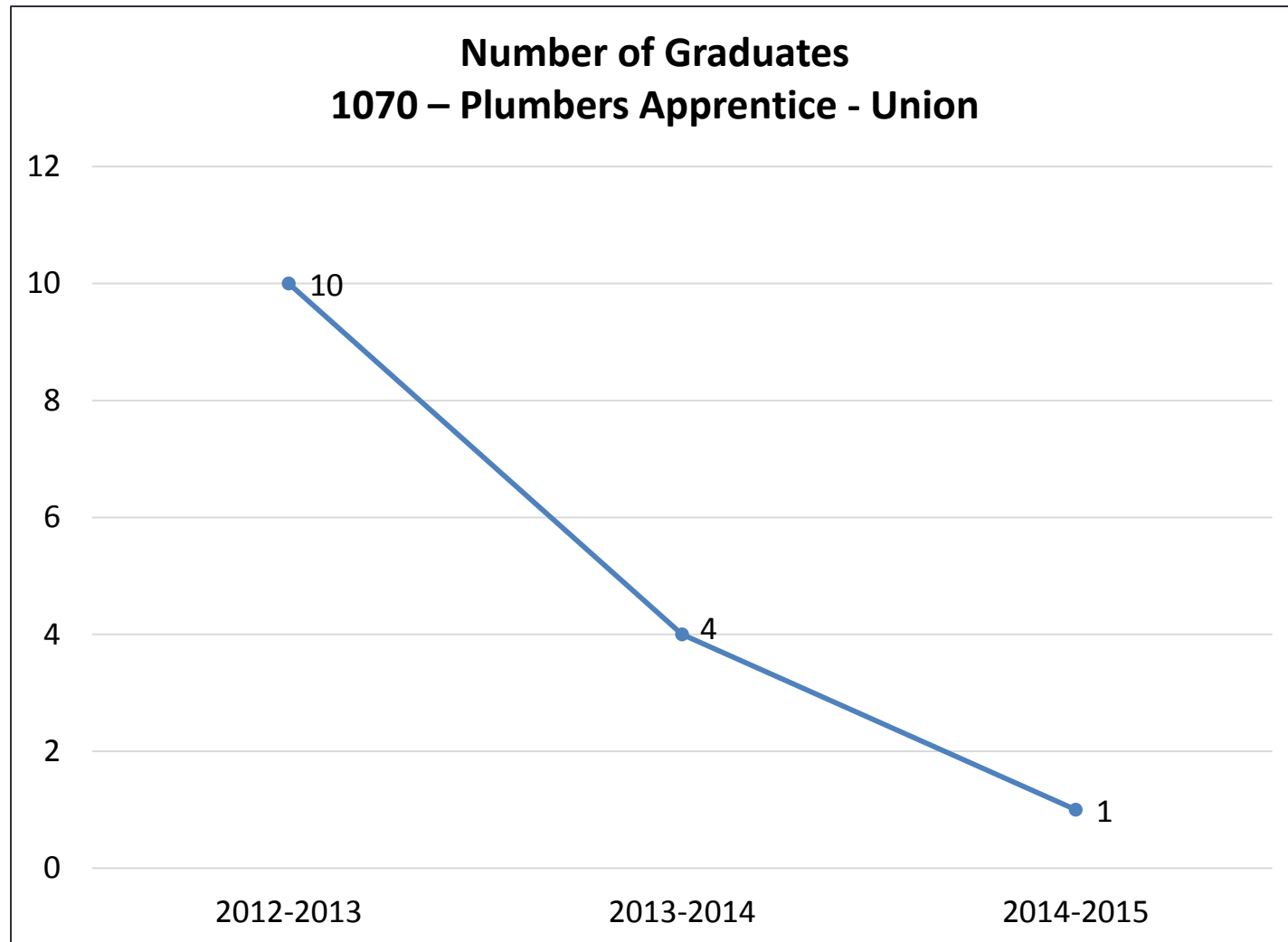
Source: IR Program Assessment Data

Race / Ethnicity by Program

Program		2012-2013		2013-2014		2014-2015		DSC
		#	%	#	%	#	%	
1070 - PLUMBERS APPRENTICE - UN	Black or African American	1	5%			4	10%	14%
	Hispanic	1	5%	1	10%	1	3%	13%
	White	17	85%	9	90%	35	88%	67%
All Programs	American Indian / Alaska Native	2	1%	2	1%	1	0.5%	0.5%
	Asian	2	1%	4	2%	3	1%	2%
	Black or African American	26	12%	17	9%	18	9%	14%
	Hispanic	22	10%	23	13%	27	13%	13%
	Native Hawaiian / Pacific Islander	2	1%	2	1%	3	1%	0.2%
	Two or More Races					2	1%	2%
	White	156	74%	128	72%	144	72%	67%

Blank cells or missing years indicate no enrollment.
Excludes individuals whose race / ethnicity is not reported.

Source: IR Program Assessment Data



Retention Rates

Program and Year		Registered	Exclusions	Adjusted Cohort	Retained by DSC		Retained by Program		Total Retained
					N	%	N	%	%
1070 PLUMBERS APPRENTICE - UN	2011	31		31			12	38.71%	38.71%
	2012	13	3	10			10	100.00%	100.00%
	2013	10	4	6			6	100.00%	100.00%

Less than College average (FT- 60.48%, PT- 52.08%)

Registered - Includes all students enrolled in the fall term of the specified year, with the specified program as their primary major.

Exclusions - Includes students who are deceased or graduated fall of the specified year or the following spring or summer.

Not retained - Students who were not registered the following fall term.

Retained by DSC - Students who were still registered at DSC the following fall but with a different primary major.

Retained by Program - Students who were registered the following fall with the same primary major.

Source: IR Program Assessment Data

Average Class Size by Course

Major and Associated Courses		2012-2013		2013-2014		2014-2015	
		Sections	Avg. Size	Sections	Avg. Size	Sections	Avg. Size
1070 - PLUMBERS APPRENTICE - UNION	BCA0431	1	5	1	5		
	BCA0432			1	5		
	BCA0434			1	5	1	5
	BCA0435	1	5			1	5
	BCA0452					1	33
	BCA0457	1	5				
	BCA0458	1	5				
	Total	4	5	3	5	3	14

Blank cells or missing years indicate no enrollment.

To prevent data from skewing, excludes, labs, clinicals, private/performance, open lab, co-op, DIS, and internships.

Course Success Rates

Major and Associated Courses		2012-2013		2013-2014		2014-2015	
		Attempted	% Successful	Attempted	% Successful	Attempted	% Successful
1070 - PLUMBERS APPRENTICE - UNION	BCA0431	6	100%	5	100%		
	BCA0431L	5	100%	5	100%		
	BCA0432			5	80%		
	BCA0432L			5	80%		
	BCA0433L	8	100%	5	100%		
	BCA0434	1	100%	5	100%	5	80%
	BCA0434L	1	100%	5	100%	5	80%
	BCA0435	7	86%			5	100%
	BCA0435L	5	100%			5	100%
	BCA0452					33	85%
	BCA0452L					33	85%
	BCA0453L	6	83%				
	BCA0456L	1	100%	5	100%		
	BCA0457	5	100%				
	BCA0457L	5	100%				
	BCA0458	5	80%	1	100%		
	BCA0458L	5	100%			1	100%
	BCA0459L	4	100%			6	100%
		Total	64	95%	41	95%	93

■ Indicates more than 5% decrease from prior year or less than 70% success rate.
Years are reporting years, SU through SP.

Course Success Rates – Multiple Campuses Only

Major, Associated Courses and Campus			2012-2013		2013-2014		2014-2015	
			Attempted	% Successful	Attempted	% Successful	Attempted	% Successful
1070 - PLUMBERS APPRENTICE - UNION	BCA0435	Adv Tech College	2	100%				
		Daytona	5	80%			5	100%
		Total	7	86%			5	100%


■ Indicates more than 5% decrease from prior year or less than 70% success rate.

Years are reporting years, SU through SP.

Source: IR Program Assessment Data

Course Success Rates in the Major by Instructional Method

Major and Instructional Method		2012-2013		2013-2014		2014-2015	
		Attempted	% Successful	Attempted	% Successful	Attempted	% Successful
1070 - PLUMBERS APPRENTICE - UNION	DIS	5	100%	1	100%	1	100%
	Lecture	20	90%	15	93%	43	86%
	OJT	39	97%	25	96%	49	88%
	Total	64	95%	41	95%	93	87%

 Indicates more than 5% difference between campuses.

Includes all courses, sections, IM's; lectures, labs, etc.

Source: IR Program Assessment Data

Course Success Rates – Multiple Session/Sub-session Only

Major, Associated Courses and Sub-session				2012-2013		2013-2014		2014-2015	
				Attempted	% Successful	Attempted	% Successful	Attempted	% Successful
1070 - PLUMBERS APPRENTICE - UNION	BCA0431	FA	Full term	5	100%	5	100%		
			Session Total	5	100%	5	100%		
		SP	Full term	1	100%				
			Session Total	1	100%				
		Total			6	100%	5	100%	
	BCA0435	FA	Full term	2	100%				
			Session Total	2	100%				
		SP	Full term	5	80%			5	100%
			Session Total	5	80%			5	100%
		Total			7	86%			5

Placement Rates								
		2010/11		2011/12		2012/13		Average Annual Salary
Program Title	Major(s)	DSC%	FCS%	DSC%	FCS%	DSC%	FCS%	
PLUMBERS APPRENTICE - UNION	1070	50%	73%	40%	57%	71%	85%	\$**, ***

Notes:

Graduates in cohort year are tracked in the following year and reported 1 year later.

All continuing education outcomes are based on enrollment data for the fall semester and preliminary winter/spring semester.

All employment outcomes are based on the October - December quarterly data each year.

Individuals are only counted in one educational sector.

Full quarter earnings displayed only when 10 or more graduates are employed full time/full quarter.

Source: IR Program Assessment Data

Plumber Apprentice #1070

Updated Program Learning Outcomes

Graduates of the program will be able to:

PLO 1: Demonstrate the ability to follow rules, building codes, and be OSHA certified by the local Plumbers and Pipefitters Union.

PLO 2: Demonstrate proper usage of different tools, equipment, materials and products used in the trade.

PLO 3: Demonstrate knowledge in all aspects of the industry including but not limited to theory, application, troubleshooting and safety.

PLO 4: Demonstrate skills in the residential, commercial and industrial markets.

PLO 5: Demonstrate the ability to develop and implement projects related to the field.

Plumber Apprentice #1070 Program Learning Outcomes

Curriculum Mapping

PLOs vs. ILOs	Critical Thinking	Communication	Cultural Literacy	Information and Technical Literacy
<u>PLO 1:</u> Demonstrate knowledge and ability to follow rules, building codes, and be OSHA certified by the local Plumbers and Pipefitters Union	X		X	X
<u>PLO 2:</u> Identify and use different tools, equipment, materials and products used in the trade	X			X
<u>PLO 3:</u> Demonstrate proficiency in all aspects of the industry including but not limited to theory, application, troubleshooting and safety	X			X
<u>PLO 4:</u> Demonstrate knowledge and skill in the residential, commercial and industrial markets	X	X	X	X
<u>PLO 5:</u> Demonstrate the ability to plan and initiate projects related to the field	X	X	X	X

Plumber Apprentice #1070 Program Learning Outcomes

Curriculum Mapping

PLOs VS. CLOs	BCA0450L	BCA0451	BCA0452	BCA0453L	BCA0454	BCA0455	BCA0456L	BCA0457	BCA0458	BCA0459L	BCA0431	BCA0432	BCA0433L	BCA0434	BCA0435
<u>PLO 1</u>			IN				RE	RE							MA
<u>PLO 2</u>															
<u>PLO 3</u>															
<u>PLO 4</u>															
<u>PLO 5</u>															

IN: Introduce the PLO; RE: Reinforce the PLO; MA: Master the PLO

Assessment Data

Program vs. Institutional Learning Outcomes

Program	Critical/ Creative Thinking		Communication		Cultural Literacy		Information and technical Literacy	
	13/14	14/15	13/14	14/15	13/14	14/15	13/14	14/15
1070 - PLUMBERS APPRENTICE - UNION	NR	NR	NR	NR	NR	NR	NR	NR

NR: No Report