

ASSESSMENT DAY

College of Arts and Science

School of Behavioral and Social Sciences

November 9, 2020

Strengths

Challenges

Recommendations

Academic Assessment

	LEVEL	FOCUS	CONDUCTED BY	FREQUENCY
Academic Success Committee	Program	<ul style="list-style-type: none"> Quality of assessment practices 	Committee of peers	Years 1 & 2
Instructional Program Review	Program / Cluster	<ul style="list-style-type: none"> Enrollment, retention, completion Industry certifications and job placement Program budget and staffing Advisory committees Curriculum changes 	Committee of peers	Year 3
Assessment Day	Course/ Program	<ul style="list-style-type: none"> Enrollment by demographics Graduation and retention Average class size Course success rate Placement rate SLOs, PLOs and ILOs 	Program Chair and Faculty	Years 1, 2, 3

Last Assessment Day – Action Items

School of Behavioral and Social Sciences 11/04/2019:

- Outreach to online students through CIVITAS;
- Report on course continuous improvement goals;
- Orientation (syllabus, office hours, accommodations, due dates, retakes);

For Institutional Research:

- Add modality to the special data request (dual enrolled)
- Follow success rates of reinstated students

AMH2010 - Course Learning Outcomes

SLO 1: Demonstrate a general knowledge and understanding of early events in American history. (1, 2, 3)

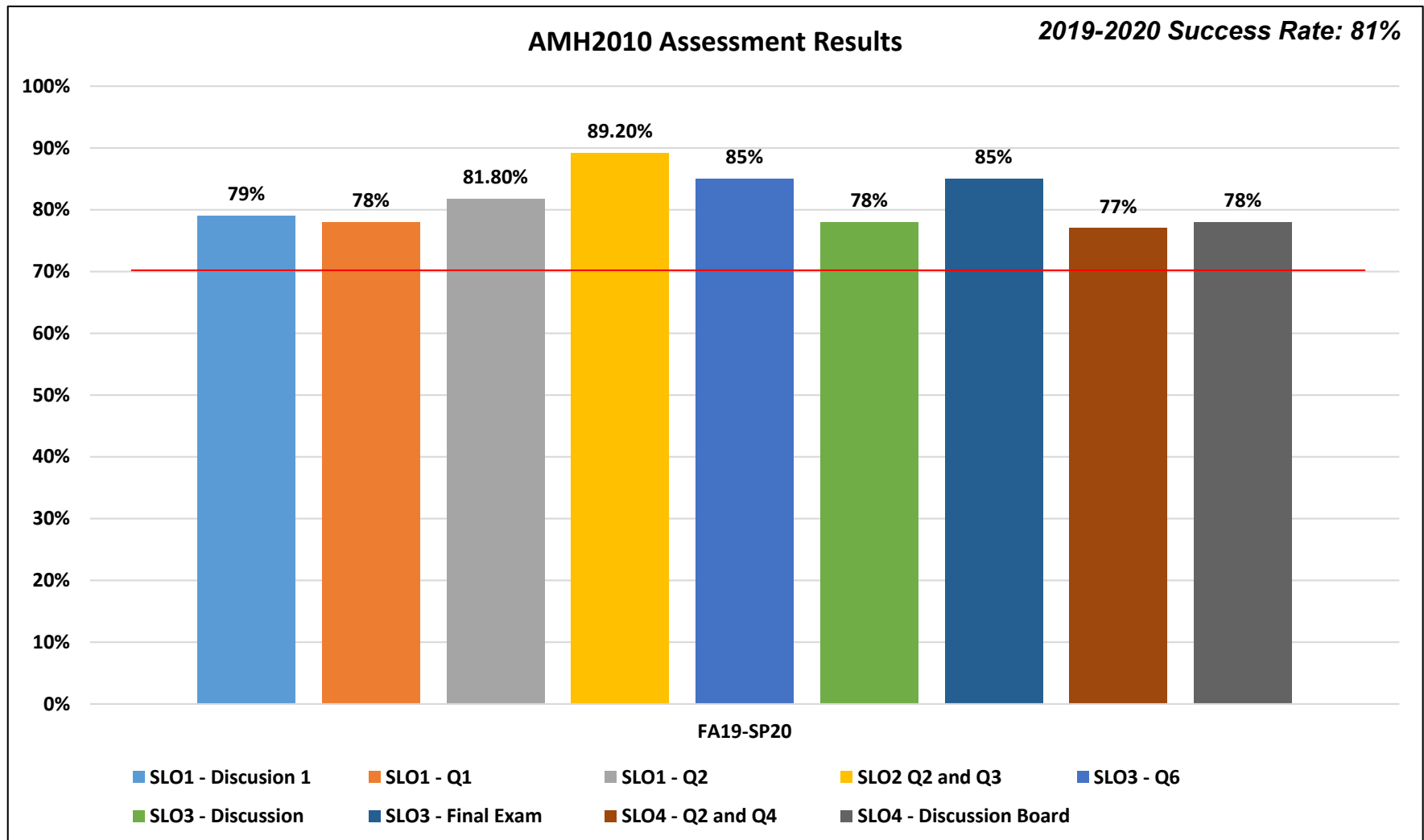
SLO 2: : Demonstrate a general knowledge and understanding of the events that led to the development of the United States. (1, 2, 3)

SLO 3: Demonstrate a general knowledge and understanding of the evolution of the American economic system. (1, 2)

SLO 4: Demonstrate a general knowledge and understanding of the various political, social, and military conflicts in early U.S. history. (1, 2)

SLO 5: Demonstrate a general knowledge and understanding of the diversity of American society. (1, 2)

AMH2010 - Course Assessment Results 2019/2020



FA19 was used to measure SLO1 and SLO2. SP20 was used to measure SLO3 and SLO4

AMH2020 - Course Learning Outcomes

SLO 1: Develop and demonstrate an understanding of the issues of the United States beginning with Reconstruction throughout the nineteenth century. (1, 2, 3)

SLO 2: Develop and demonstrate an understanding of the role of the United States in foreign affairs, from 19th century imperialism through the twentieth century. (1, 2, 3)

SLO 3: Develop and demonstrate an understanding of the various social movements in the United States that have transformed all levels of socio-political and cultural society. (1,2)

SLO 4: Develop and demonstrate an understanding of the changing role of the American Presidency since 1865 to the present. (1,2)

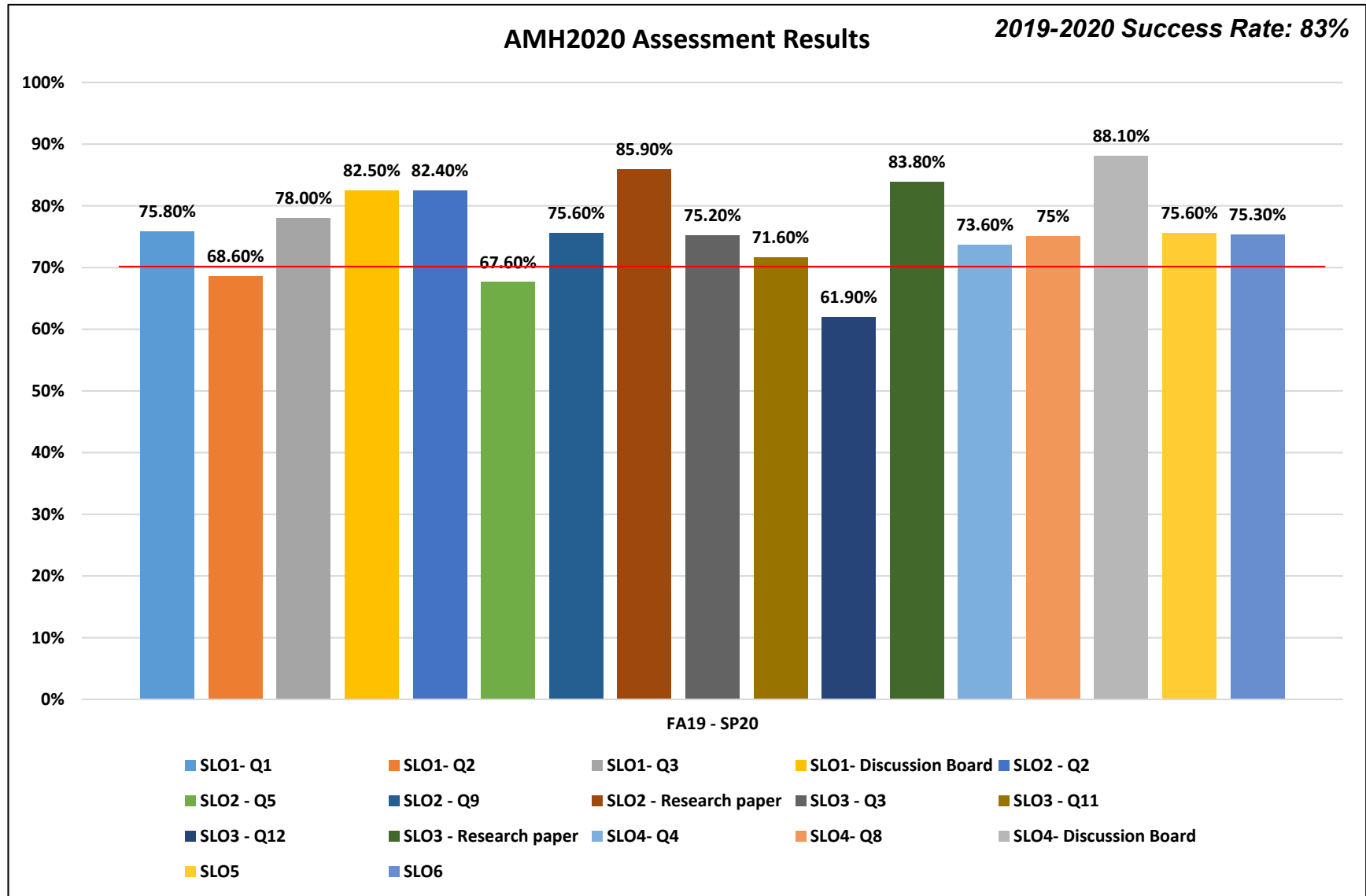
SLO 5: develop and demonstrate an understanding of the basic principles and practices of American democracy and how they are applied in our republican form of government. (1,2, 3)

SLO6: Develop and demonstrate an understanding of the United States Constitution and its application. (1,2, 3)

SLO7: Develop and demonstrate knowledge of the founding documents and how they have shaped the nature and functions of our institutions of self-governance. (1,2)

SLO8: Develop and demonstrate an understanding of landmark Supreme Court cases, landmark legislation, and landmark executive actions and their impact on law and society. (1,2)

AMH2020 - Course Assessment Results 2019/2020



FA19 was used to measure SLO1-3. SP20 was used to measure SLO4-6. No report for SLOs7 and 8

AMH2058 - Course Learning Outcomes – No report

SLO 1: Demonstrate a general knowledge and understanding of the history of this conflict from September 1, 1939 to September 2, 1945. (1,2,3)

SLO 2: Summarize the timeline of events from the end of the First World War and the signing of the Versailles Treaty to the invasions of China and Poland. (1,2,3)

SLO 3: Describe the elements and details of the rise of Adolph Hitler, Benito Mussolini and the Japanese Nationalist Movement in the 1930's. (1,2)

SLO 4: Discuss how America became involved in a second European war. (1,2)

SLO 5: Demonstrate a general knowledge and understanding of America's prosecution of the war, and its eventual outcome. (1,2)

AMH2091 - Course Learning Outcomes

SLO 1: Demonstrate a general knowledge and understanding of the cultural attributes of the ancient West African empires and coastal states, the impact of European contact, and the subsequent transatlantic slave trade. (1,2,3)


SLO 2: Demonstrate a general knowledge and understanding of the impact of African Americans on American Society as a whole, and the impact of American society on African Americans, from the colonial era to the present. (1,2,3)

SLO 3: Demonstrate a general knowledge and understanding of African American contributions to the development of the United States, from the colonial era to the present. (1,2)

SLO 4: Demonstrate a general knowledge and understanding of the contributions of African American personages and organizations from the colonial era to the present. (1,2)

SLO 5: Demonstrate a general knowledge and understanding of the struggle of African Americans for freedom and equality from the colonial era to the present. (1,2)

AMH2091 - Course Assessment Results 2019/2020



FA19 was used to measure SLO1 and SLO2. SP20 was used to measure SLO3 and SLO4. No report for SLO5

CPO2001 - Course Learning Outcomes

SLO 1: Demonstrate a general knowledge and understanding of the basic tools and methodologies of comparative analysis. (1)

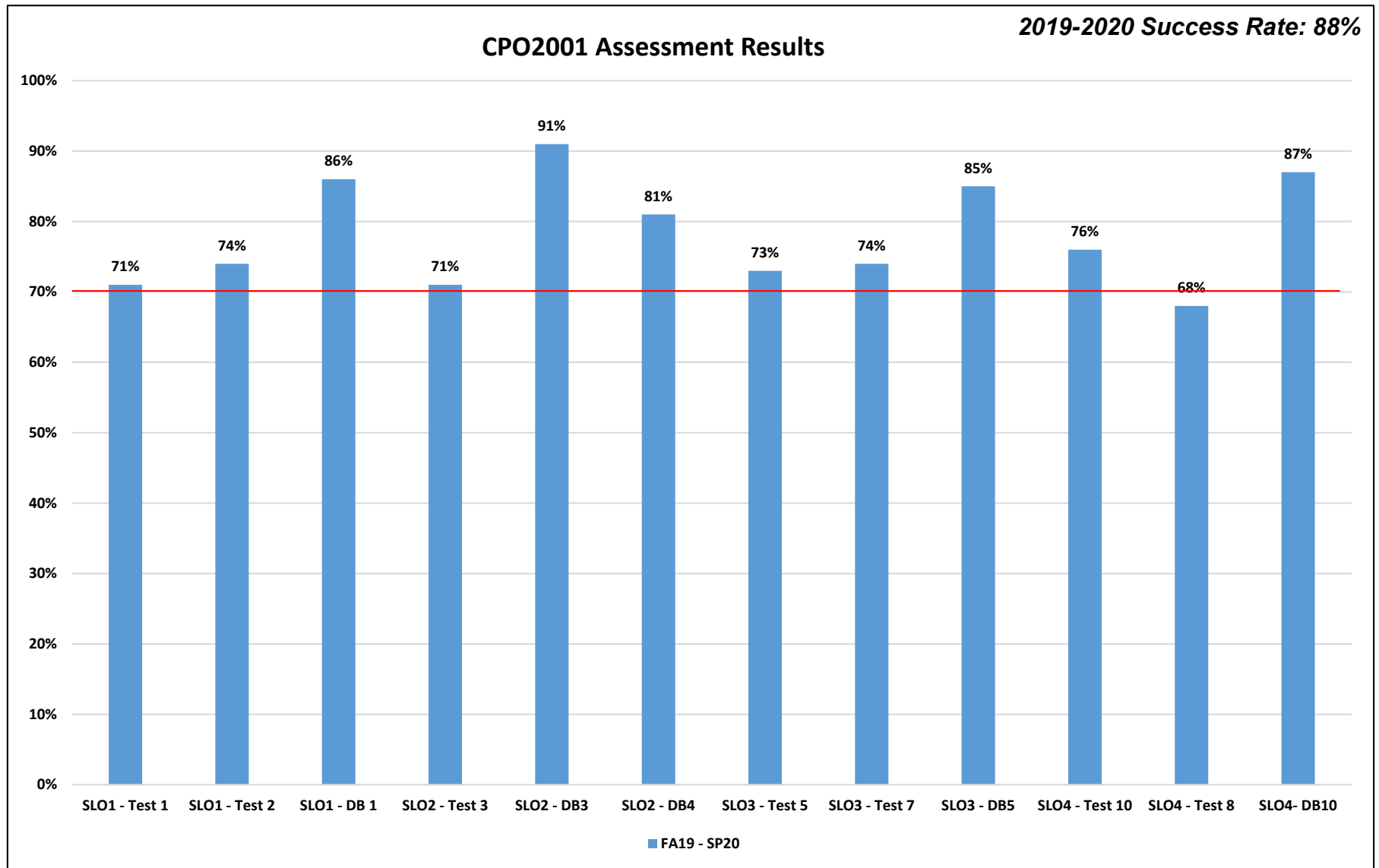
SLO 2: Demonstrate a general knowledge and understanding of the key concepts related to the broad concepts of nation, state and regime. (1,3)

SLO 3: Demonstrate a general knowledge and understanding of the concepts of class, economic development and globalization and how they shaped political behavior. (1)

SLO 4: Demonstrate a general knowledge and understanding of the ways in which political leaders are chosen and the manner in which individual citizens participate in politics. (1)

SLO 5: Demonstrate a general knowledge and understanding of the ways major political institutions exercise power and the political and cultural restraints upon them. (1,3)

CPO2001 - Course Assessment Results 2019/2020



FA19 was used to measure SLO1 and SLO2. SP20 was used to measure SLO3 and SLO4. No report for SLO5

DEP2004 - Course Learning Outcomes

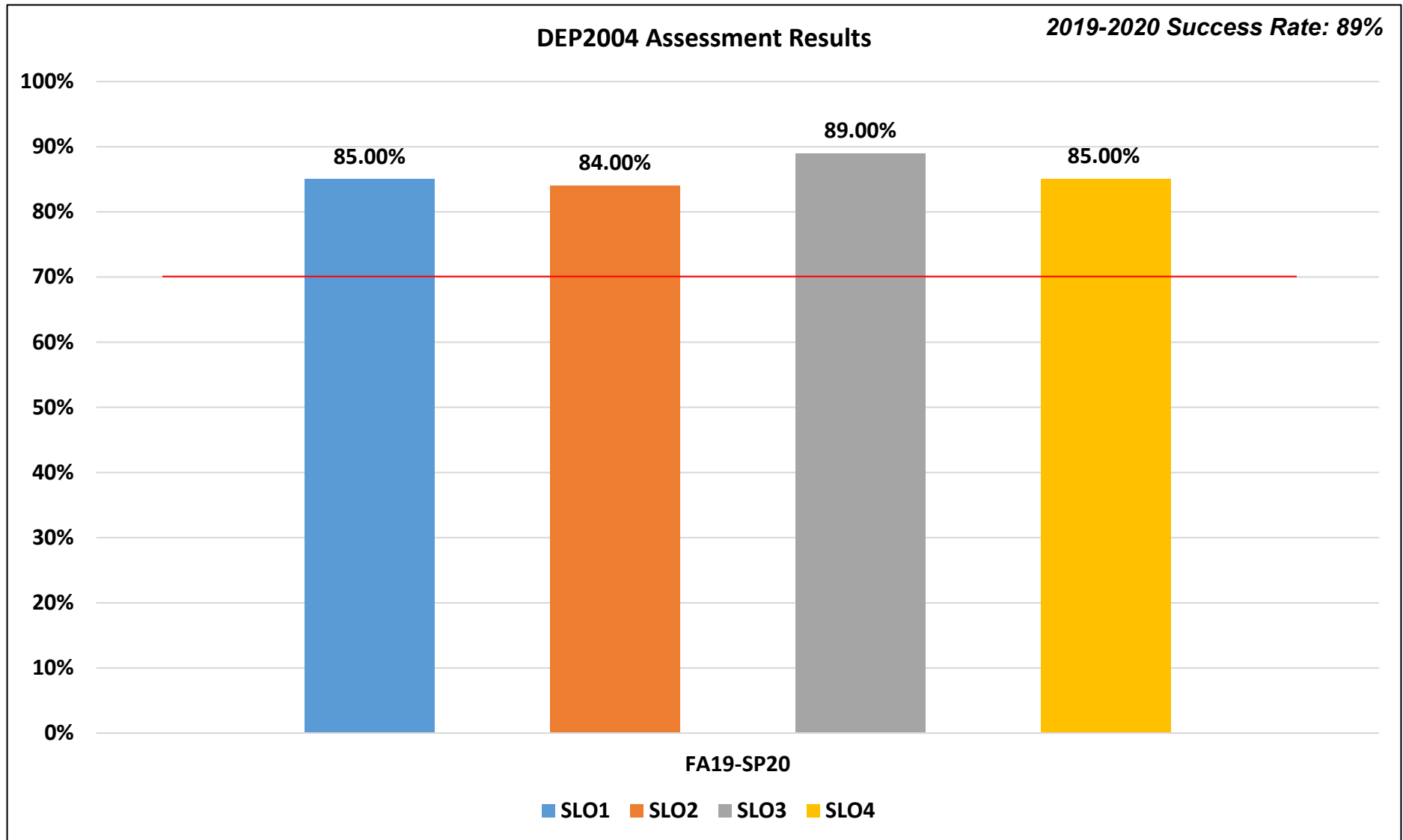
SLO 1: Demonstrate a general knowledge and understanding of the major theoretical perspectives and history in Human Development. (1)

SLO 2: Demonstrate a general knowledge and understanding of the authorities and their contributions in the field of Developmental Psychology. (1)

SLO 3: Demonstrate a general knowledge and understanding of heredity, environment and maturation throughout the life span. (1,3)

SLO 4: Demonstrate a general knowledge and understanding of Fertilization, Prenatal Development, Birth, Infancy, Toddlerhood, Early Childhood, Adolescence, Early Adulthood, Mid-Life, Late Adulthood and Death. (1,3)

DEP2004 - Course Assessment Results 2019/2020



FA19 was used to measure SLO1 and SLO2. SP20 was used to measure SLO3 and SLO4.

EUH2000 - Course Learning Outcomes

SLO 1: Demonstrate a general knowledge and understanding of the Ancients, the Greeks and the Romans and their contributions to Western civilization. (1,2,3)

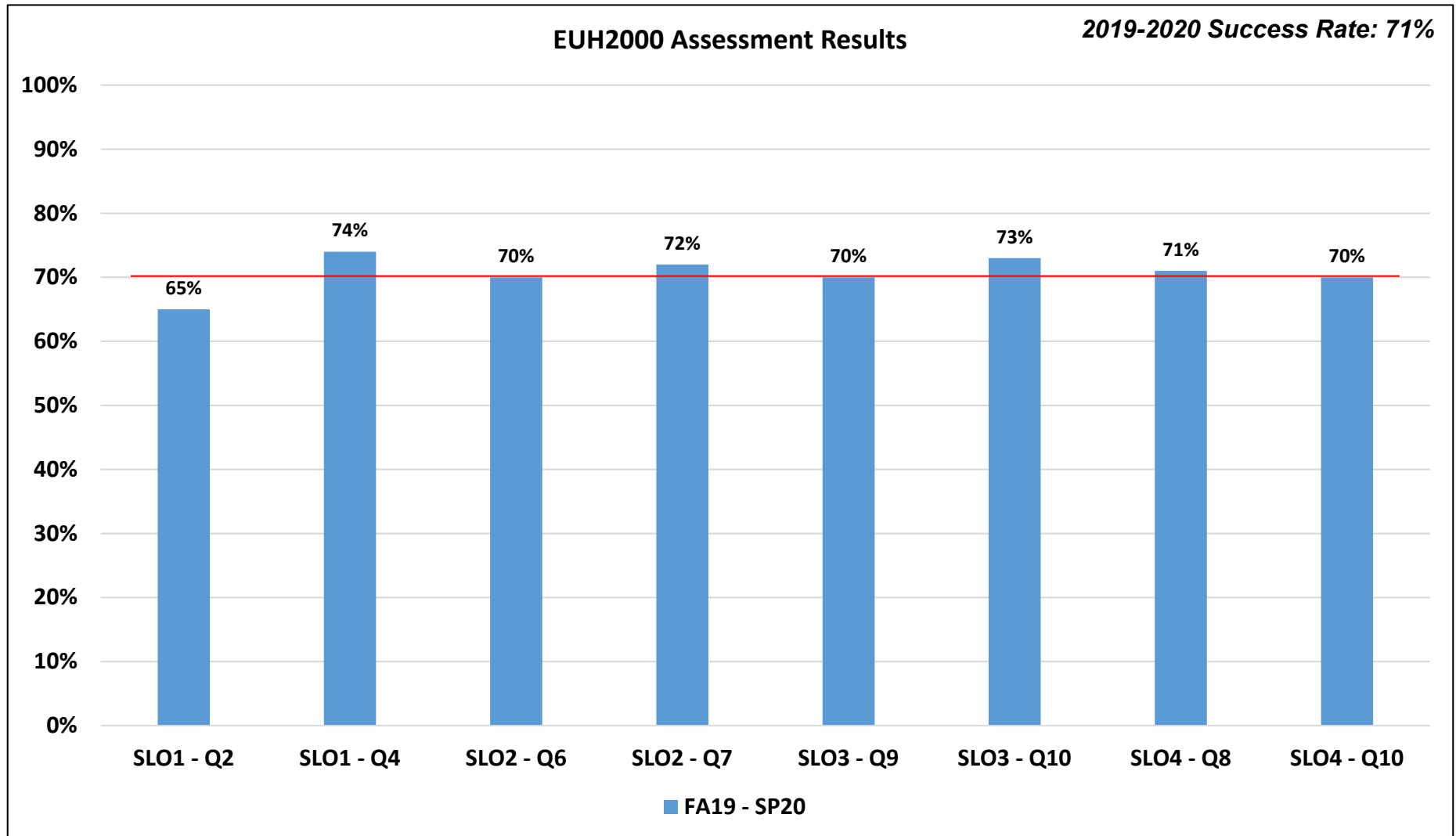
SLO 2: Demonstrate a general knowledge and understanding how the foundations of the Christian religion were established. (1,2,3)

SLO 3: Demonstrate a general knowledge and understanding of the major nations of Europe which emerged during the period known as the Middle Ages and the characteristics of each. (1,2)

SLO 4: Demonstrate a general knowledge and understanding of the role played and contributions made by Christianity and the Catholic Church in the lives and institutions of the people of Western Europe in the Middle Ages. (1,2)

SLO 5: Demonstrate a general knowledge and understanding of the Renaissance on modern civilization and the reasons for the expansion of commerce, conquest and colonization between 1300 and 1600 A.D. and the impact this expansion had on areas traditionally outside the European sphere of influence. (1,2)

EUH2000 - Course Assessment Results 2019/2020



FA19 was used to measure SLO1 and SLO2. SP20 was used to measure SLO3 and SLO4. No report for SLO5

GEO2000 - Course Learning Outcomes

SLO 1: Demonstrate a general knowledge and understanding of the locations and characteristics of the world's major geographic locations and features. (1,3)

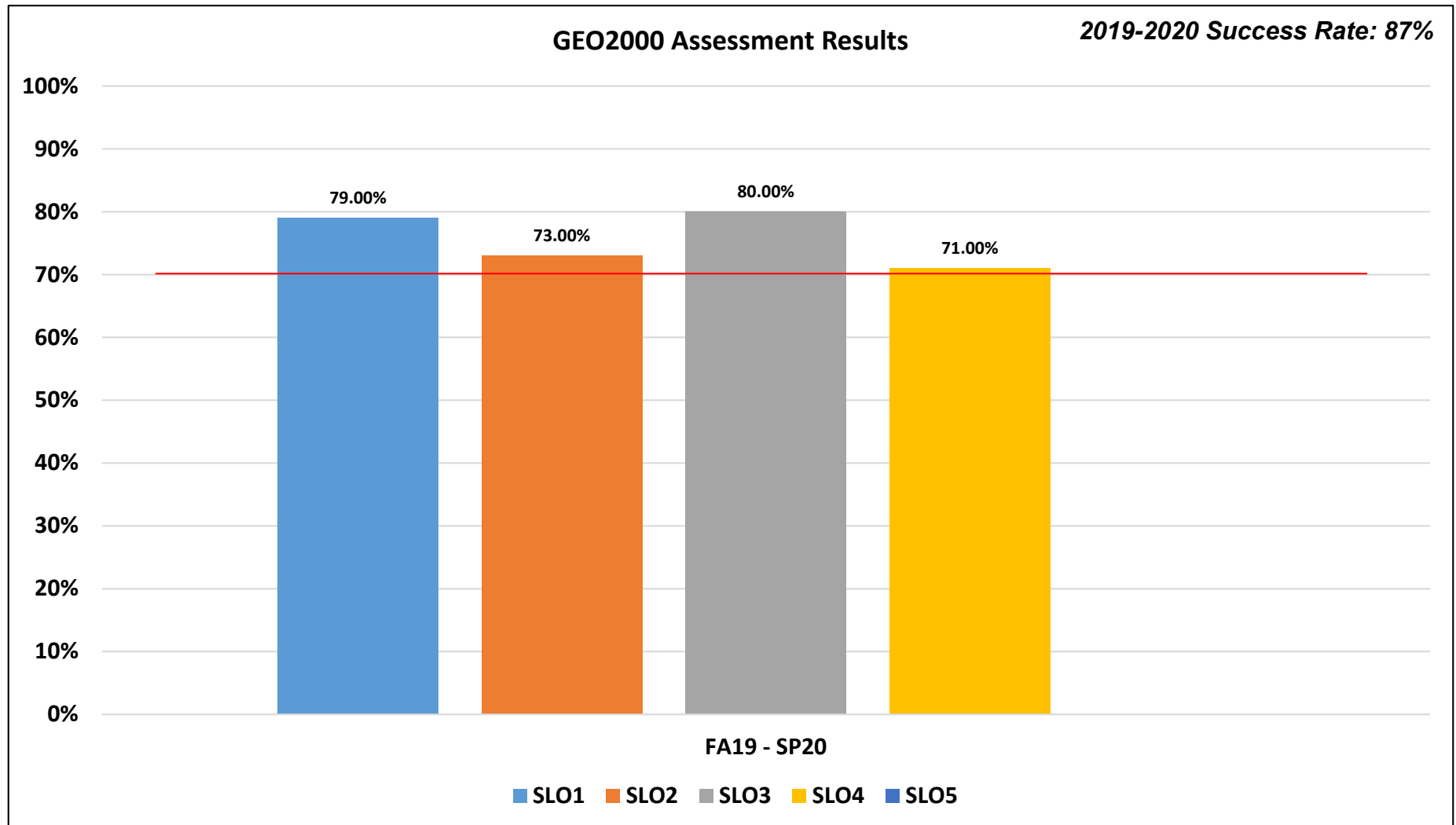
SLO 2: Demonstrate a general knowledge and understanding of the spatial context of historical and contemporary issues. (1,3)

SLO 3: Demonstrate a general knowledge and understanding of the economic characteristic of the earth's major regions and their interrelationships. (1,3)

SLO 4: Demonstrate a general knowledge and understanding of the location of the earth's population distribution. (1,3)

SLO5: Demonstrate a general knowledge and understanding of the physical characteristics of the world's major regions. (1,3)

GEO2000 - Course Assessment Results 2019/2020



FA19 was used to measure SLO1 and SLO2. SP20 was used to measure SLO3 and SLO4. No report for SLO5

GEO2420 - Course Learning Outcomes

SLO 1: Demonstrate a general knowledge and understanding of the economic characteristics and natural resource use in societies around the world. (1,3)

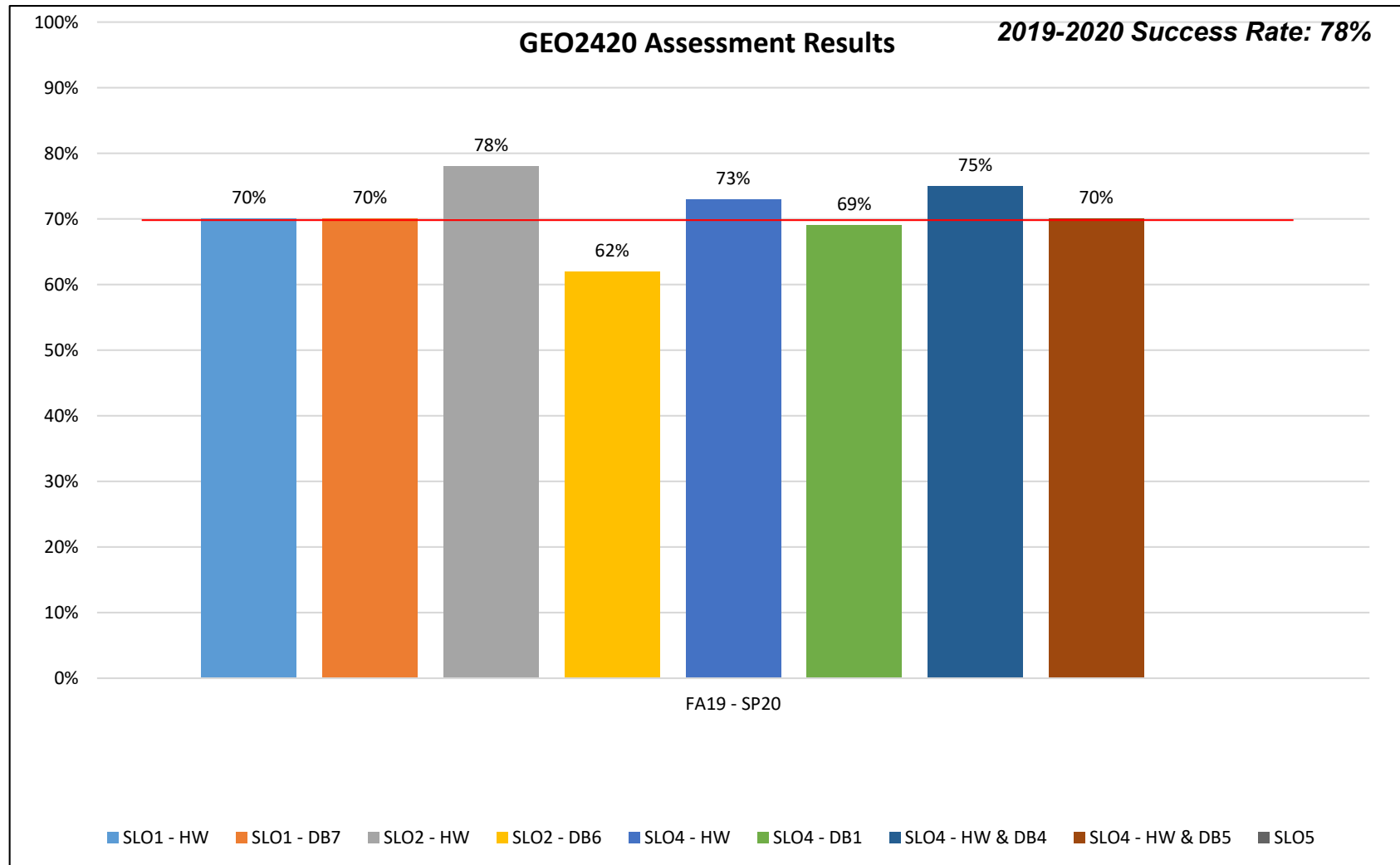
SLO 2: Demonstrate a general knowledge and understanding of agricultural and food systems of countries around the world. (1,3)

SLO 3: Demonstrate a general knowledge and understanding of the factors of population distribution around the world. (1,3)

SLO 4: Demonstrate a general knowledge and understanding of the cultural characteristics of the world's major regions, including language, religion, folk and popular culture, ethnicity and political. (1,3)

SLO5: Demonstrate a general knowledge and understanding of the patterns of human migration around the world. (1,3)

GEO2420 - Course Assessment Results 2019/2020



FA19 was used to measure SLO1 and SLO2. SP20 was used to measure SLO3 and SLO4. No report for SLO5

INR2002 - Course Learning Outcomes

SLO 1: Demonstrate a general knowledge and understanding of the three levels of analysis of world politics. (1, 4)

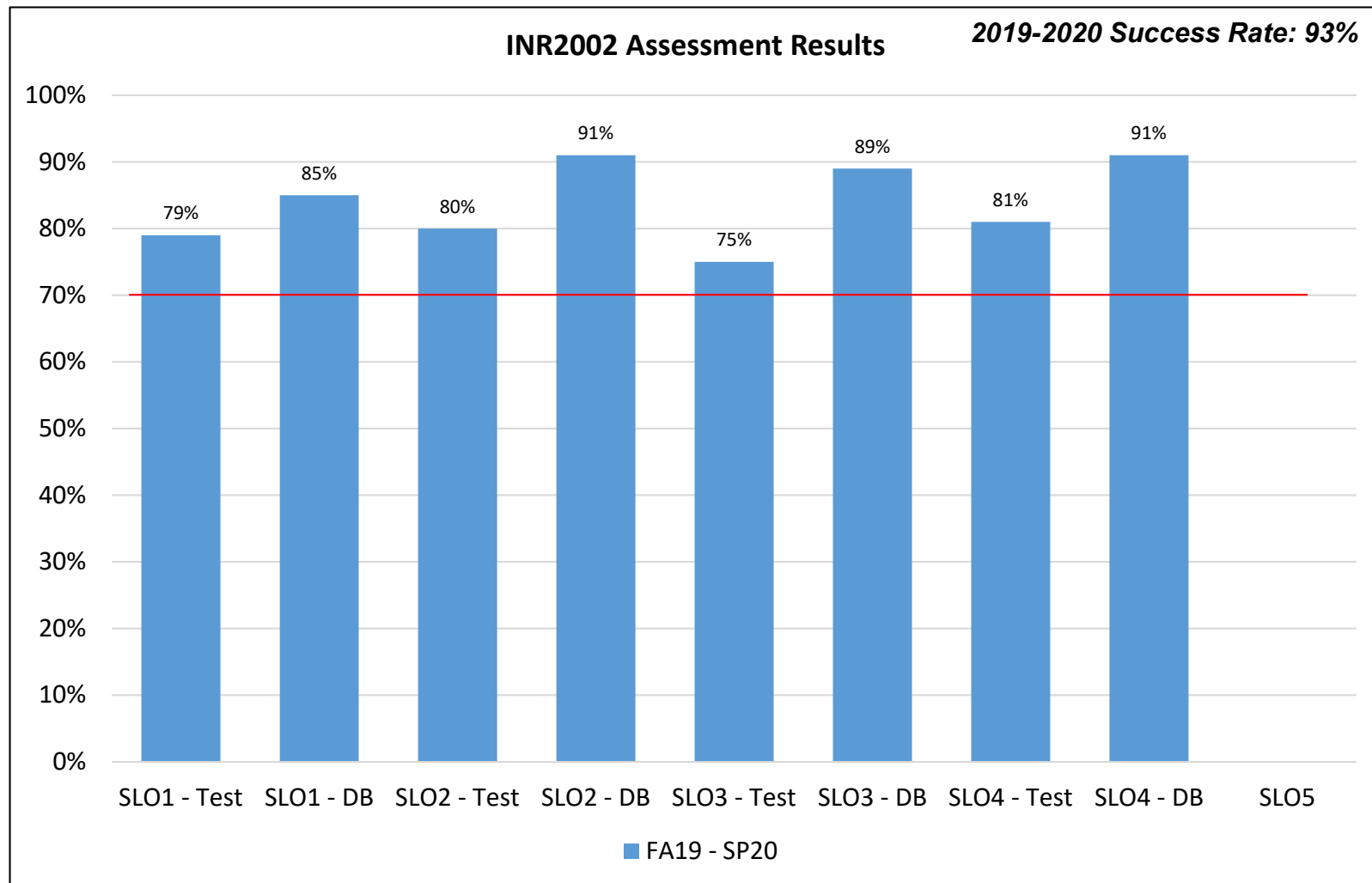
SLO 2: Demonstrate a general knowledge and understanding of the theoretical differences between Idealism (Liberalism) and Realism. (1)

SLO 3: Demonstrate a general knowledge and understanding of the north – south economic divide. (1,4)

SLO 4: Demonstrate a general knowledge and understanding of the concept of collective security. (1,3)

SLO 5: Demonstrate a general knowledge and understanding of the costs and benefits of unilateralism and multilateralism. (1,4)

INR2002 - Course Assessment Results 2019/2020



FA19 was used to measure SLO1 and SLO2. SP20 was used to measure SLO3 and SLO4. No report for SLO5

PHI2010 - Course Learning Outcomes

SLO 1: Demonstrate a general knowledge and understanding of the purpose and methods of philosophy. (1, 2, 3)

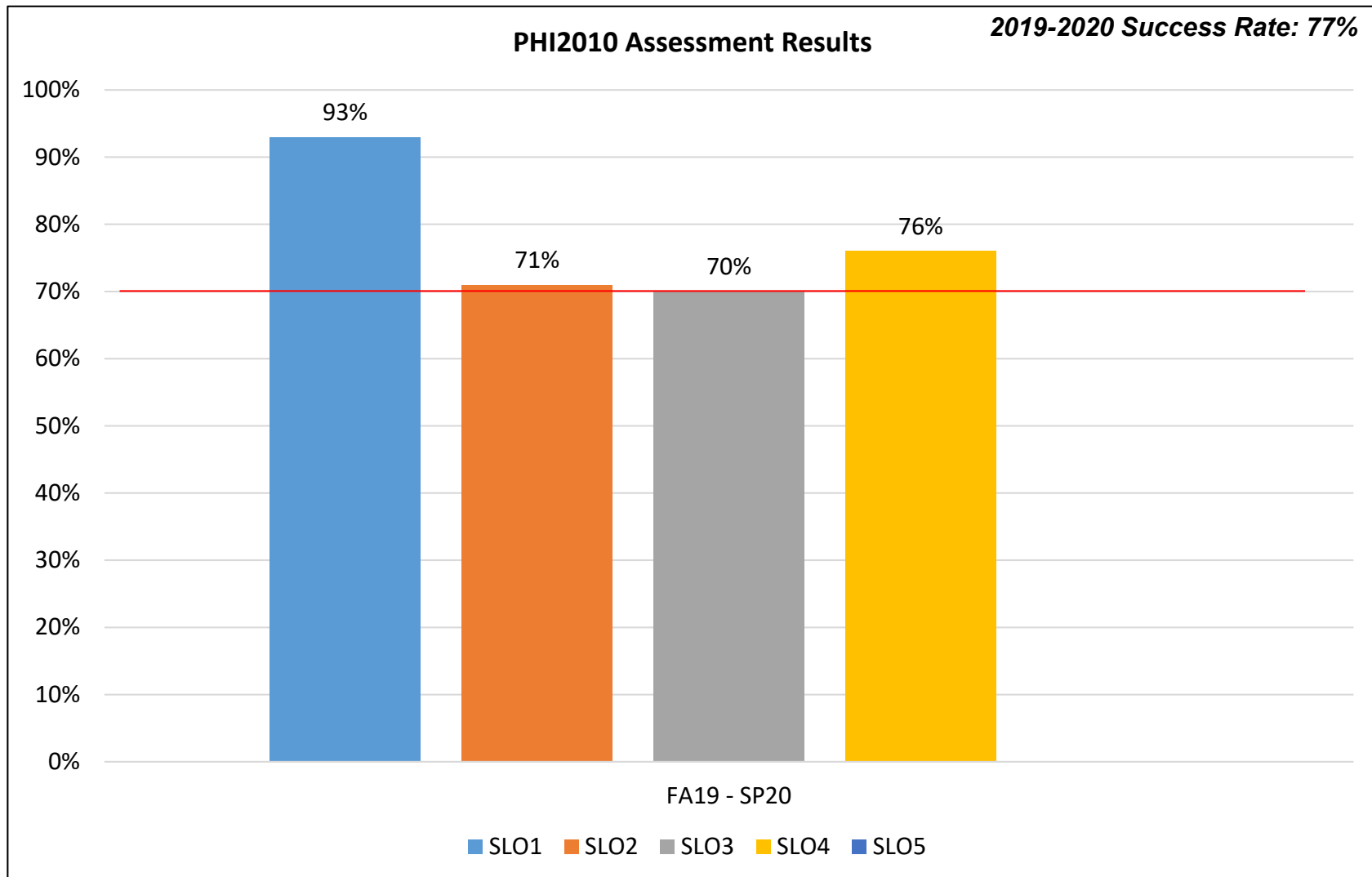
SLO 2: Demonstrate a general knowledge and understanding of the major disciplines within philosophy. (1, 3)

SLO 3: Demonstrate a general knowledge and understanding of the artistic and philosophical representatives of each field. (1, 3)

SLO 4: Demonstrate a general knowledge and understanding of the major schools of thought in ethics. (1, 3)

SLO 5: Demonstrate a general knowledge and understanding of the development of theories of reality and human nature from ancient to modern. (1, 3)

PHI2010 - Course Assessment Results 2019/2020



FA19 was used to measure SLO1 and SLO2. SP20 was used to measure SLO3 and SLO4. No report for SLO5

POS2041 - Course Learning Outcomes

SLO 1: Demonstrate a general knowledge and understanding of the differences between the House of Representatives and the Senate. (1,4)

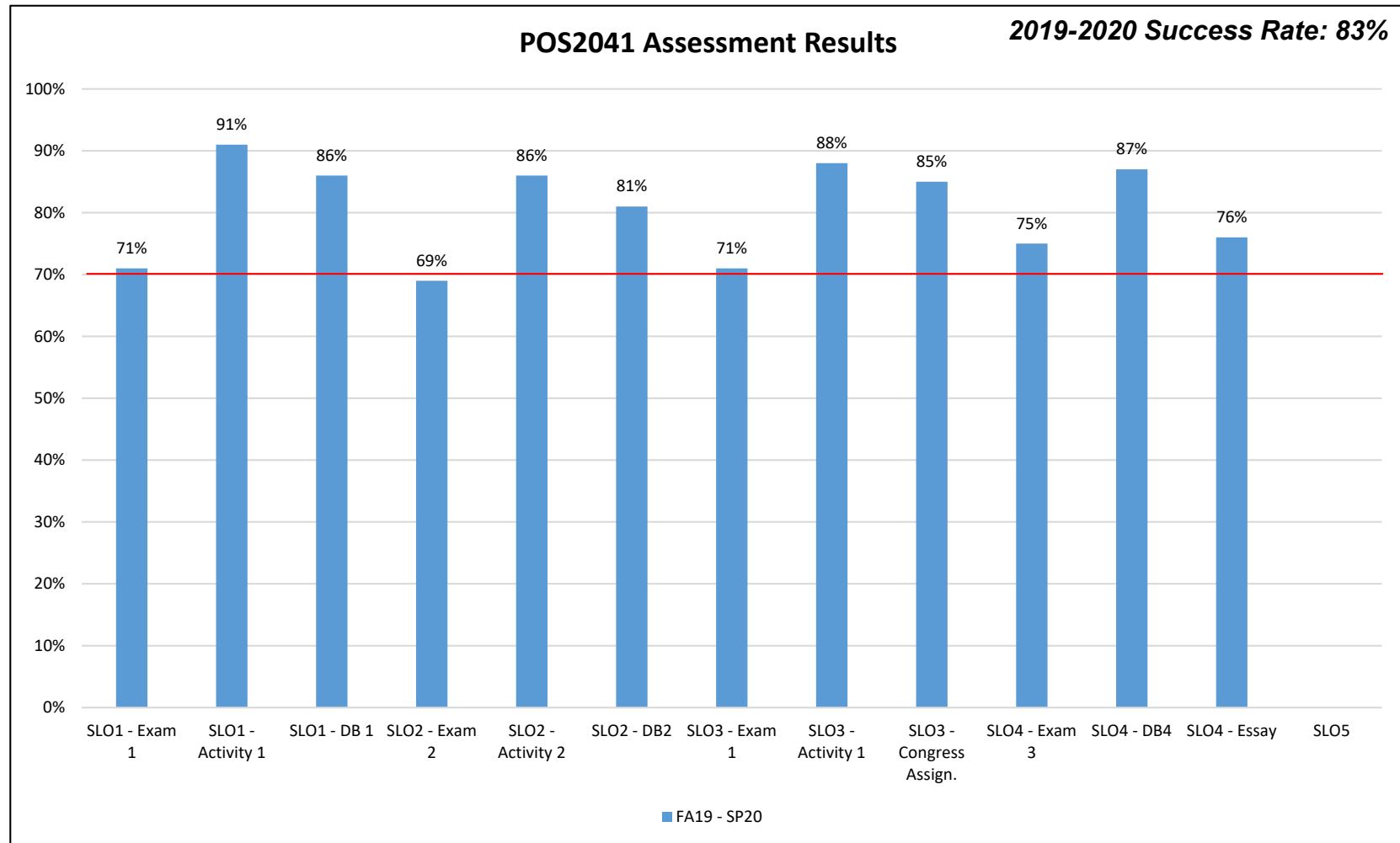
SLO 2: Demonstrate a general knowledge and understanding of how a bill becomes a law. (1)

SLO 3: Demonstrate a general knowledge and understanding of the powers and functions of the three branches of government. (1,4)

SLO 4: Demonstrate a general knowledge and understanding of how citizens can become more effective participants in the political process. (1,4)

SLO 5: Demonstrate a general knowledge and understanding of the major components of the U.S. Constitution. (1,4)

POS2041 - Course Assessment Results 2019/2020



FA19 was used to measure SLO1 and SLO2. SP20 was used to measure SLO3 and SLO4. No report for SLO5

PSY1012 - Course Learning Outcomes

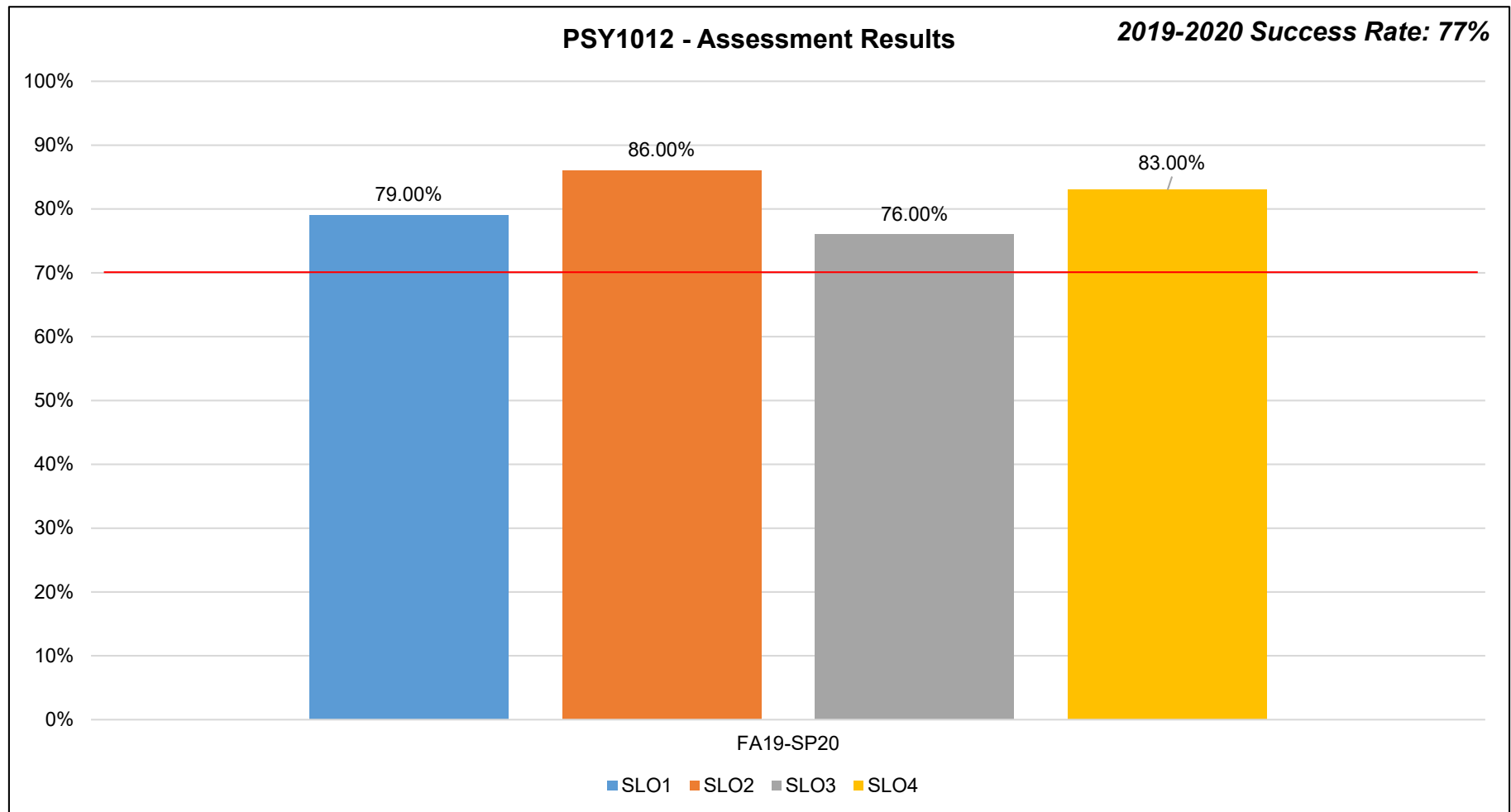
SLO 1: Demonstrate a basic knowledge and understanding of the historical perspective of psychology and the basis of contemporary psychological research. (1)

SLO 2: Demonstrate a basic knowledge and understanding of the biological and physiological bases of behavior. (1)

SLO 3: Demonstrate a basic knowledge and understanding of the Cognitive basis of behavior. (1,3)

SLO 4: Demonstrate a basic knowledge and understanding of the Clinical aspects of the science of Psychology. (1)

PSY1012 - Course Assessment Results 2019/2020



FA19 was used to measure SLO1 and SLO2. SP20 was used to measure SLO3 and SLO4.

SYG2000 - Course Learning Outcomes

SLO 1: Demonstrate a general knowledge and understanding of the process of socialization and how we become social beings. (1,2,3)

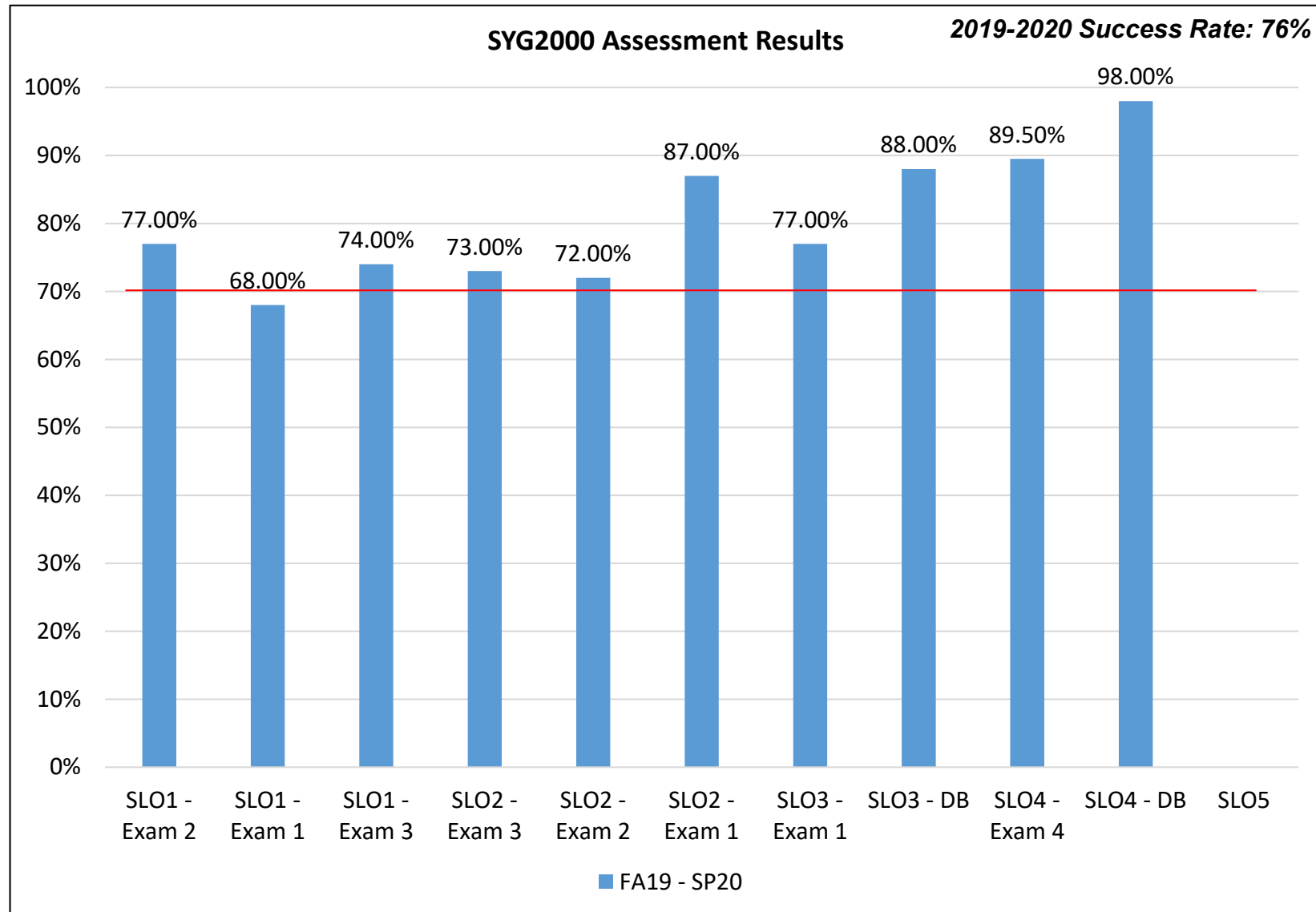
SLO 2: Demonstrate a general knowledge and understanding of the different ways in which people act, feel, think and define their situations based on their race, social class and gender. (1,2,3)

SLO 3: Demonstrate a general knowledge and understanding of the fundamental concepts of the conflict perspective. (1,2)

SLO 4: Demonstrate a general knowledge and understanding of the fundamental concepts of the functionalist perspective. (1,2)

SLO 5: Demonstrate a general knowledge and understanding of the fundamental concepts of the symbolic interactionist perspective. (1,2)

SYG2000 - Course Assessment Results 2019/2020



FA19 was used to measure SLO1 and SLO2. SP20 was used to measure SLO3 and SLO4. No report for SLO5.

WOH2012 - Course Learning Outcomes

SLO 1: Demonstrate a general knowledge and understanding of the basic factors of civilization and the factors that create them. (1,2,3)

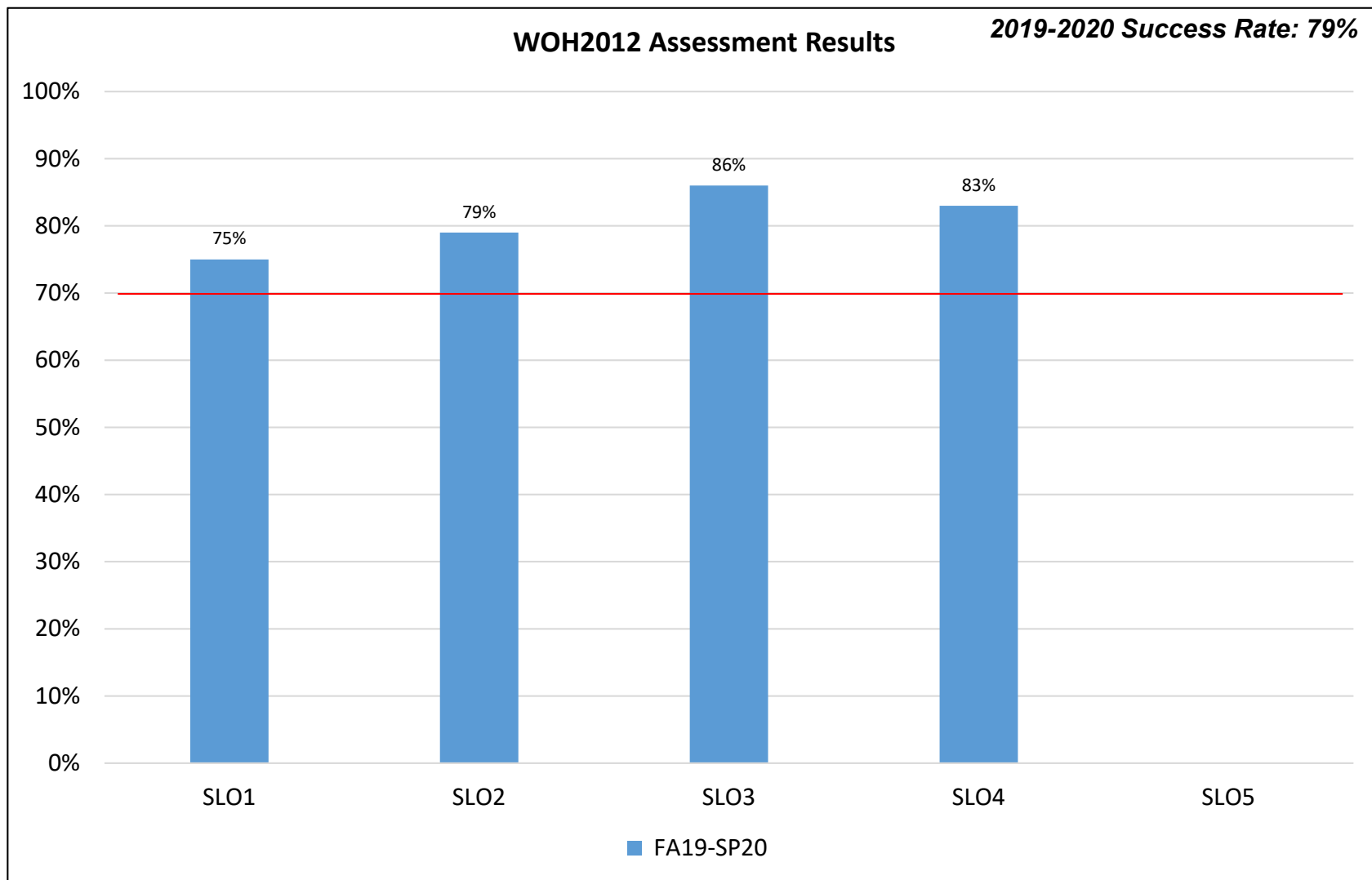
SLO 2: Demonstrate a general knowledge and understanding of the role of trade, religion, communication, conflict, and the immigrations of peoples on the rise and fall of civilizations. (1,2,3)

SLO 3: Demonstrate a general knowledge and understanding of the importance of religion, politics, economics, and ideas in the creation of cultural change and global exchange. (1, 2)

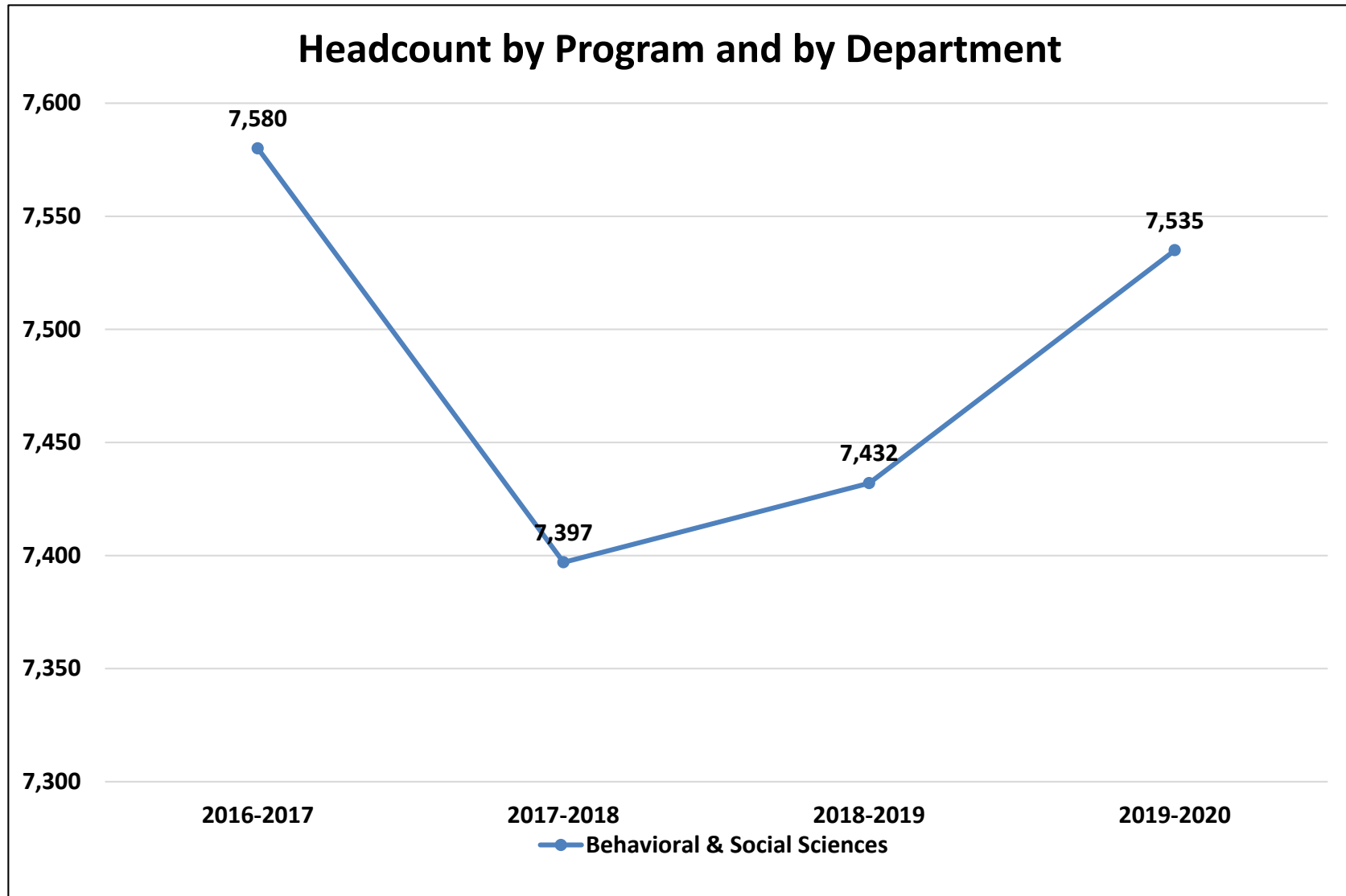
SLO 4: Demonstrate a general knowledge and understanding of cultural contact and exchange on the course of history. (1,2)

SLO5: Demonstrate a general knowledge and understanding of demographic and environmental change on world history to the modern era. (1,2)

WOH2012 - Course Assessment Results 2019/2020



FA19 was used to measure SLO1 and SLO2. SP20 was used to measure SLO3 and SLO4. No report for SLO5.



Dual Enrollment count for 2019-2020: 1,478

Source: IR Program Assessment Data

Students are duplicated across programs, unduplicated in the total.

Course Success Rate (1 of 3)

Major and Associated Courses		2016-2017		2017-2018		2018-2019		2019-2020		
		Attempted	% Successful	Attempted	% Successful	Attempted	% Successful	Attempted	% Successful	
2007- Human Serv.- Addictions Spec.	HUS1001	73	68%	36	78%	42	55%	6	83%	↑
	HUS1421	27	85%	31	84%	12	100%	10	100%	
	HUS1423	45	89%	19	84%	24	71%	3	100%	↑
	HUS1424	12	83%	30	80%	25	76%	5	100%	↑
	HUS1850	13	85%	13	100%	10	80%	5	80%	
	HUS2050	28	86%	19	89%	9	78%	17	71%	
	HUS2111	39	69%	18	83%	23	70%	6	83%	↑
	HUS2320	9	100%	16	100%	23	74%	6	67%	
	HUS2441	11	91%							
	HUS2500	25	80%	17	71%	41	68%	11	91%	↑
	HUS2520	20	100%							
	HUS2540	9	89%	15	87%	11	73%	6	100%	↑
	HUS2851	11	100%	12	100%	9	89%	2	100%	↑
	HUS2852	2	100%							
	PSB2442	37	95%	23	78%	27	70%	27	78%	↑
Major Total		361	83%	249	84%	256	71%			

■ Indicates a success rate of 90% or higher
■ Indicates a success rate between 70% and 89%
■ Indicates a success rate below 70%

Course Success Rate (2 of 3)

Dept. and Associated Courses		2016-2017		2017-2018		2018-2019		2019-2020	
		Attempted	% Successful	Attempted	% Successful	Attempted	% Successful	Attempted	% Successful
Behavioral & Social Sciences	AMH2010	610	69%	533	77%	599	80%	555	81%
	AMH2020	881	74%	698	81%	1221	80%	1926	83%
	AMH2057							1	100%
	AMH2058	60	75%	68	81%	77	84%	1	100%
	AMH2059	16	81%						
	AMH2091	61	62%	36	58%	87	55%	122	65%
	CLP2140	251	85%	293	89%	245	84%	282	90%
	CPO2001	248	75%	234	70%	173	82%	121	88%
	DEP2001			1	100%				
	DEP2004	1477	82%	1754	83%	1439	86%	1037	89%
	DEP2402			1	100%				
	EUH2000	71	63%	97	70%	94	81%	66	71%
	EXP2420	1	100%						
	GEO2000	988	79%	1050	82%	992	83%	952	87%
	GEO2420	315	71%	359	76%	294	75%	265	78%
	INP1390	29	86%	31	87%				
INR2002	249	83%	216	81%	158	78%	127	93%	

■ Indicates a success rate of 90% or higher
■ Indicates a success rate between 70% and 89%
■ Indicates a success rate below 70%

Source: IR Program Assessment Data

Course Success Rate (3 of 3)

Dept. and Associated Courses11453		2016-2017		2017-2018		2018-2019		2019-2020		
		Attempted	% Successful	Attempted	% Successful	Attempted	% Successful	Attempted	% Successful	
Behavioral & Social Sciences	PHI2010	327	76%	586	77%	876	72%	984	77%	↑
	PHI2100	13	85%							
	PHI2600	152	68%	61	74%	9	67%	15	73%	↑
	POS2001	43	63%							
	POS2041	830	82%	721	85%	1233	83%	1736	83%	
	POS2112	124	65%	30	80%	10	100%			
	POS2930							2	50%	
	PPE2001	129	81%	165	93%	106	88%	70	90%	↑
	PSY1012	3511	75%	3287	77%	2840	80%	2659	77%	
	PSY2931	2	100%							
	PSY2932	1	100%							
	PSY2933	34	71%			23	87%	26	96%	↑
	PSY2934	27	100%	15	87%	40	93%			
	PSY2935	1	100%							
	SOP2002	33	91%			5	80%	26	100%	↑
	SOP2772	21	90%	13	85%	19	74%			
	SYG2000	740	71%	717	75%	672	76%	610	76%	
	SYG2010	194	80%	211	86%	300	86%	212	91%	↑
	WOH2012	2	0%	62	69%	94	74%	114	79%	↑
	WOH2022	12	83%	1	100%			6	100%	

■ Indicates a success rate of 90% or higher
■ Indicates a success rate between 70% and 89%
■ Indicates a success rate below 70%

Course Success Rate by Campus – Multiple Campuses Only (1 of 3)

Dept., Associated Courses and Campus		2016-2017		2017-2018		2018-2019		2019-2020			
		Attempted	% Successful	Attempted	% Successful	Attempted	% Successful	Attempted	% Successful		
Behavioral & Social Sciences	AMH2010	Daytona	194	67%	83	81%	54	72%	43	79%	↑
		Deland	83	87%	112	89%	92	88%	74	81%	
		Deltona	59	80%	11	91%					
		Flagler/Palm Cst			56	88%	79	91%	67	91%	
		New Smyrna Bch	75	91%			13	100%	16	100%	
	AMH2020	Daytona	262	66%	121	66%	191	74%	394	80%	↑
		Deland	110	89%	108	86%	145	90%	172	91%	
		Deltona	59	76%	35	86%	40	88%	96	90%	
		Flagler/Palm Cst	93	75%	97	78%	139	76%	173	79%	
		New Smyrna Bch			7	100%	36	89%	50	96%	
	CLP2140	Daytona	93	87%	72	97%	34	85%	20	90%	↑
		Deland	42	95%	54	93%	17	88%	18	83%	
		Flagler/Palm Cst	43	91%	40	85%	51	84%	63	97%	
	CPO2001	Daytona	117	79%	56	75%					↑
		Deland	43	95%	30	83%	34	91%	17	71%	
	DEP2004	Daytona	559	86%	487	87%	421	85%	179	88%	↑
		Deland	66	86%	202	88%	127	92%	103	90%	
		Deltona	153	93%	68	82%	46	91%	27	96%	
		Flagler/Palm Cst	145	92%	214	93%	176	91%	120	98%	
		New Smyrna Bch	30	70%	27	74%					

Indicates a success rate of 90% or higher

Indicates a success rate between 70% and 89%

Indicates a success rate below 70%

Excludes fully online courses

Source: IR Program Assessment Data

Course Success Rate by Campus – Multiple Campuses Only (2 of 3)

Dept., Associated Courses and Campus			2016-2017		2017-2018		2018-2019		2019-2020	
			Attempted	% Successful	Attempted	% Successful	Attempted	% Successful	Attempted	% Successful
Behavioral & Social Sciences	EUH2000	Daytona			38	74%	37	92%		
		Deltona			10	80%				
	GEO2000	Daytona	320	87%	223	85%	195	84%	187	91%
		Deland	166	88%	144	83%	104	87%	105	87%
		Flagler/Palm Cst							20	65%
		New Smyrna Bch	26	42%	11	64%	15	53%	14	64%
	INR2002	Daytona	110	87%	72	83%	35	89%		
		Deland	26	88%	19	95%	14	100%		
	PHI2010	Daytona	121	85%	116	82%	215	83%		
		Flagler/Palm Cst	78	77%	60	78%				
	POS2041	Daytona	340	80%	206	85%	310	85%	399	74%
		Deland	83	90%	49	88%	122	92%	156	89%
		Deltona					13	100%		
		Flagler/Palm Cst	86	93%	96	95%	120	88%	144	91%
	PPE2001	Daytona	20	90%	18	94%				
		Deland	19	79%						
		Flagler/Palm Cst	15	100%	61	95%	18	100%		

■ Indicates a success rate of 90% or higher
■ Indicates a success rate between 70% and 89%
■ Indicates a success rate below 70%

Excludes fully online courses

Source: IR Program Assessment Data

Course Success Rate by Campus – Multiple Campuses Only (3 of 3)

Dept., Associated Courses and Campus			2016-2017		2017-2018		2018-2019		2019-2020	
			Attempted	% Successful	Attempted	% Successful	Attempted	% Successful	Attempted	% Successful
Behavioral & Social Sciences	PSY1012	Daytona	1595	78%	1084	79%	827	78%	848	72%
		Deland	456	84%	399	82%	321	85%	303	78%
		Deltona	190	79%	180	82%	118	82%	81	84%
		Flagler/Palm Cst	321	83%	316	87%	255	85%	245	92%
		New Smyrna Bch	117	70%	83	65%	61	87%	66	76%
	PSY2934	Deland	10	100%						
		Flagler/Palm Cst	17	100%	15	87%	40	93%		

■ Indicates a success rate of 90% or higher
■ Indicates a success rate between 70% and 89%
■ Indicates a success rate below 70%

Excludes fully online courses

Source: IR Program Assessment Data

Overall Course Success Rate by Campus Totals

Major or Dept. and Campus		2016-2017		2017-2018		2018-2019		2019-2020	
		Attempted	% Successful	Attempted	% Successful	Attempted	% Successful	Attempted	% Successful
Behavioral & Social Sciences	Daytona	4,274	79%	2,792	81%	2,495	81%	2,539	78%
	Deland	1,373	87%	1,140	86%	1,006	88%	973	84%
	Deltona	374	80%	304	83%	217	86%	204	88%
	Flagler/Palm Cst	901	85%	966	88%	920	86%	882	90%
	New Smyrna Beach	173	66%	128	69%	135	85%	146	84%
	Online			5,910	76%	6,833	79%	7,275	81%
Total		7,095*	81%	11,240	80%	11,606	81%	12,019	82%

*Excludes fully online courses

- Indicates a success rate of 90% or higher
- Indicates a success rate between 70% and 89%
- Indicates a success rate below 70%

Source: IR Program Assessment Data

Course Success Rate By Instructional Method – Multiple Methods Only (1 of 2)

Dept., Associated Courses and Instructional Method			2016-2017		2017-2018		2018-2019		2019-2020	
			Attempted	% Successful	Attempted	% Successful	Attempted	% Successful	Attempted	% Successful
Behavioral & Social Sciences	AMH2010	Hybrid	75	77%	186	91%	158	92%	138	88%
		Lecture	244	79%	76	75%	80	75%	62	81%
		Online	291	58%	271	68%	361	76%	355	78%
	AMH2020	Hybrid	164	73%	208	78%	336	83%	509	86%
		Lecture	249	69%	160	78%	215	76%	376	81%
		Online	468	76%	330	84%	670	80%	1041	82%
	CLP2140	Lecture	149	93%	166	93%	102	85%	101	93%
		Online	102	74%	127	84%	143	83%	181	88%
	CPO2001	Hybrid	57	79%	54	87%	34	91%	17	71%
		Lecture	103	86%	32	63%				
		Online	88	60%	148	65%	139	80%	104	91%
	DEP2004	DIS	42	90%						
		Hybrid			240	85%	284	85%	137	88%
		Lecture	733	90%	758	89%	486	90%	292	93%
		Online	702	73%	756	78%	669	83%	608	86%
	EUH2000	Hybrid			10	80%				
		Lecture			38	74%	37	92%		
		Online	71	63%	49	65%	57	74%	66	71%
GEO2000	Hybrid	34	88%	76	82%	25	80%	42	93%	
	Lecture	352	84%	302	84%	289	83%	284	86%	
	Online	602	75%	672	81%	678	83%	626	87%	

■ Indicates a success rate of 90% or higher
■ Indicates a success rate between 70% and 89%
■ Indicates a success rate below 70%

Course Success Rate By Instructional Method – Multiple Methods Only (2 of 2)

Dept., Associated Courses and Instructional Method			2016-2017		2017-2018		2018-2019		2019-2020		
			Attempted	% Successful	Attempted	% Successful	Attempted	% Successful	Attempted	% Successful	
Behavioral & Social Sciences	GEO2420	Lecture	32	97%	23	96%	30	87%	25	76%	
		Online	283	69%	336	75%	264	74%	240	78%	↑
	INR2002	Hybrid			19	95%					
		Lecture	102	90%	72	83%	49	92%	48	96%	↑
		Online	147	78%	125	78%	109	72%	79	91%	↑
		Hybrid					135	84%	119	84%	
	PHI2010	Lecture	158	82%	176	81%	80	81%	84	88%	↑
		Online	169	70%	410	75%	661	69%	781	75%	↑
	PHI2600	Lecture	28	79%	18	78%					
		Online	124	66%	43	72%					
	POS2041	Hybrid	30	67%	119	91%	141	95%	234	82%	
		Lecture	348	86%	232	87%	424	85%	465	81%	
		Online	452	80%	370	82%	668	80%	1037	85%	↑
		Lecture	34	94%	79	95%	18	100%			
	PPE2001	Online	94	77%	86	92%	88	85%	70	90%	↑
		Hybrid	292	77%	563	80%	395	87%	384	78%	
	PSY1012	Lecture	2089	80%	1499	81%	1187	79%	1159	77%	
		Online	1130	65%	1225	71%	1258	79%	1116	77%	
SYG2000	Hybrid					15	73%	33	82%	↑	
	Lecture	228	77%	185	73%	161	74%	138	68%		
	Online	512	68%	532	76%	496	77%	439	78%	↑	

■ Indicates a success rate of 90% or higher
■ Indicates a success rate between 70% and 89%
■ Indicates a success rate below 70%

Source: IR Program Assessment Data

Course Success Rate By Instructional Method Totals

Major or Dept., and Instructional Method		2016-2017		2017-2018		2018-2019		2019-2020	
		Attempted	% Successful	Attempted	% Successful	Attempted	% Successful	Attempted	% Successful
Behavioral & Social Sciences	Hybrid	694	77%	1486	83%	1533	87%	1653	84%
	Lecture	4959	83%	3844	83%	3240	82%	3090	81%
	Online	5792	71%	5907	76%	6833	79%	7238	81%
	Total	11453	76%	11240	80%	11606	81%	11981	82%
DSC	Hybrid		81%		83%		81.9%		82.2%
	Lecture		81%		83%		82.5%		80.3%
	Online		76%		78%		79.9%		81.2%

■ Indicates a success rate of 90% or higher
■ Indicates a success rate between 70% and 89%
■ Indicates a success rate below 70%

Source: IR Program Assessment Data

Course Success Rates- Multiple Sessions or Sub-sessions Only (1 of 4)

Dept., Associated Courses and Sub-session			2016-2017		2017-2018		2018-2019		2019-2020		
			Attempted	% Successful	Attempted	% Successful	Attempted	% Successful	Attempted	% Successful	
Behavioral & Social Sciences	AMH2010	A term	70	66%	128	84%	174	91%	161	86%	↑
		FA B term	33	52%	30	73%	39	72%	24	79%	
		Full term	184	76%	82	63%	69	64%	85	81%	
		A term	70	61%	101	88%	80	85%	94	81%	
		SP B term	24	50%	29	66%	41	76%	31	74%	
		Full term	137	72%	65	80%	104	75%	70	71%	
		SU Full term	92	72%	98	70%	92	80%	90	79%	
	AMH2020	A term	39	72%	22	91%	51	69%	169	88%	↑
		FA B term	115	69%	157	80%	243	85%	425	85%	
		Full term	220	70%	119	70%	211	78%	309	78%	
		A term	68	82%	60	75%	124	82%	138	88%	
		SP B term	125	78%	108	89%	275	81%	210	82%	
		Full term	187	71%	120	86%	213	77%	424	78%	
		SU Full term	127	83%	112	82%	104	83%	251	87%	
	AMH2091	FA Full term	21	71%	15	60%	33	45%	64	56%	↑
		SP Full term	24	63%	21	57%	54	61%	58	74%	
		SU Full term	16	50%							
	CLP2140	FA Full term	94	86%	102	89%	127	87%	127	92%	↑
		SP Full term	128	86%	147	93%	78	79%	97	92%	
		SU Full term	29	76%	44	77%	40	83%	58	83%	
	CPO2001	FA B term					15	87%			↑
		Full term	94	78%	90	66%	37	73%	32	91%	
		A term			24	92%					
		SP B term			34	62%	19	95%	17	71%	
Full term		154	74%	47	72%	49	82%	43	93%		
SU Full term				39	69%	53	83%	29	90%		

■ Indicates a success rate of 90% or higher
■ Indicates a success rate between 70% and 89%
■ Indicates a success rate below 70%

Course Success Rates- Multiple Sessions or Sub-sessions Only (2 of 4)

Dept., Associated Courses and Sub-session		2016-2017		2017-2018		2018-2019		2019-2020		
		Attempted	% Successful	Attempted	% Successful	Attempted	% Successful	Attempted	% Successful	
Behavioral & Social Science	DEP2004	A term	45	60%	59	61%	52	96%	59	95%
		FA B term	92	54%	157	83%	198	83%	125	88%
		Full term	456	85%	548	86%	413	88%	292	88%
		A term	53	68%	54	89%				
		SP B term	145	78%	135	73%	149	84%	113	82%
		Full term	429	89%	534	84%	327	86%	232	88%
	SU Full term	257	84%	267	85%	300	83%	216	91%	
	EUH2000	FA A term			10	80%				
		Full term	35	57%	42	67%	47	81%	29	72%
		SP Full term	36	69%	45	71%	47	81%	37	70%
	GEO2000	A term	40	70%	56	77%	31	77%	30	83%
		FA B term	48	67%	77	78%	90	81%	109	81%
		Full term	269	84%	288	78%	255	85%	266	84%
		A term	40	85%	37	97%	40	78%	31	81%
		SP B term	131	65%	116	73%	91	75%	96	92%
		Full term	314	79%	314	85%	268	82%	224	87%
	SU Full term	146	86%	162	88%	217	88%	196	93%	
	GEO2420	FA Full term	91	62%	110	78%	77	75%	74	80%
		SP Full term	129	75%	139	73%	121	76%	101	75%
		SU Full term	95	76%	110	79%	96	74%	90	79%




■ Indicates a success rate of 90% or higher
■ Indicates a success rate between 70% and 89%
■ Indicates a success rate below 70%

Course Success Rates- Multiple Sessions or Sub-sessions Only (3 of 4)

Dept., Associated Courses and Sub-session			2016-2017		2017-2018		2018-2019		2019-2020	
			Attempted	% Successful	Attempted	% Successful	Attempted	% Successful	Attempted	% Successful
Behavioral & Social Sciences	INR2002	FA A term			91	82%				
		Full term	117	82%	19	95%	69	87%	55	89%
		SP Full term	98	85%	88	74%	69	70%	44	95%
		SU Full term	34	79%	18	94%	20	80%	28	96%
	PHI2010	FA A term					88	78%	161	81%
		B term					115	70%	147	77%
		Full term	123	78%	196	78%	152	69%	108	86%
		SP A term			55	73%	155	81%	149	79%
		B term	45	67%	122	70%	150	71%	133	72%
		Full term	118	76%	130	79%	98	68%	101	72%
	SU Full term	41	80%	83	81%	118	67%	185	76%	
	PHI2600	FA B term	11	82%			3	67%	7	71%
		Full term	67	67%	43	72%				
		SP B term					3	33%	4	50%
		Full term	40	70%						
	SU Full term	34	65%	18	78%	3	100%	4	100%	
	POS2041	FA A term	53	89%	53	81%	79	86%	201	84%
		B term	35	83%	35	83%	140	73%	199	80%
		Full term	271	80%	234	88%	314	84%	375	81%
		SP A term	39	92%	29	90%	140	92%	166	87%
		B term	57	72%	63	81%	111	80%	111	81%
		Full term	231	84%	185	82%	313	83%	389	81%
	SU Full term	144	81%	122	87%	136	85%	295	91%	
	POS2930	FA Full term							1	0%
		SP Full term							1	100%
	PPE2001	FA Full term	68	85%	76	92%	51	84%	29	90%
		SP Full term	42	76%	89	94%	55	91%	41	90%
SU Full term		19	79%							

Course Success Rates- Multiple Sessions or Sub-sessions Only (4 of 4)

Dept., Associated Courses and Sub-session			2016-2017		2017-2018		2018-2019		2019-2020		
			Attempted	% Successful	Attempted	% Successful	Attempted	% Successful	Attempted	% Successful	
Behavioral & Social Science	PSY1012	A term	134	73%	230	71%	239	84%	139	85%	↑
		FA B term	288	75%	217	76%	111	68%	224	62%	
		Full term	1245	76%	1162	75%	987	79%	875	76%	
		SP A term	145	72%	165	81%	179	89%	119	76%	
		B term	235	71%	178	75%	120	83%	142	74%	
		Full term	959	74%	886	79%	728	78%	754	77%	
		SU Full term	505	80%	449	82%	476	84%	406	84%	
	SOP2002	FA Full term	17	88%							↑
		SP Full term	16	94%			4	75%	24	100%	
		SU Full term					1	100%	2	100%	
	SYG2010	FA Full term	75	79%	72	85%	84	88%	81	93%	↑
		SP Full term	79	86%	79	87%	137	85%	83	90%	
		SU Full term	40	73%	60	87%	79	86%	48	90%	
	SYG2000	A term	56	70%	55	69%	64	77%	69	77%	↑
		FA B term	42	57%	59	73%	89	73%	60	67%	
		Full term	204	73%	164	68%	138	73%	148	70%	
		SP A term	37	70%	63	83%	59	80%			
		B term	66	61%	95	73%	39	82%	63	87%	
		Full term	205	70%	135	82%	161	73%	151	77%	
	SU Full term	130	78%	146	78%	122	81%	119	82%		
	WOH2012	FA A term			11	82%					↑
		Full term	1	0%	25	84%	38	74%	43	74%	
		SP A term					10	90%			
		Full term	1	0%	37	59%	29	72%	44	80%	
SU Full term						17	71%	27	85%		

 Indicates a success rate of 90% or higher
 Indicates a success rate between 70% and 89%
 Indicates a success rate below 70%

Course Success Rates- Multiple Sessions or Sub-sessions Totals

Major or Dept. and Sub-session		2016-2017		2017-2018		2018-2019		2019-2020		
		Attempted	% Successful	Attempted	% Successful	Attempted	% Successful	Attempted	% Successful	
Behavioral & Social Sciences	FA	A term	437	72%	632	75%	778	84%	990	85%
		B term	679	69%	746	79%	1043	77%	1321	78%
		Full term	3763	77%	3528	78%	3178	80%	3080	80%
	SP	A term	452	74%	599	83%	787	85%	697	82%
		B term	844	71%	896	75%	1067	80%	921	80%
		Full term	3507	78%	3093	81%	2879	79%	2948	81%
	SU	Full term	1771	80%	1746	82%	1874	82%	2062	86%

■ Indicates a success rate of 90% or higher
■ Indicates a success rate between 70% and 89%
■ Indicates a success rate below 70%

Source: IR Program Assessment Data

Course Success Rates by Race/Ethnicity (1 of 3)

Course and Race/Ethnicity	2018-2019		2019-2020	
	Attempted	% Successful	Attempted	% Successful
AMH2010	599	80%	555	81%
Asian	15	80%	11	64%
Black	55	71%	40	88%
Hispanic/Latino	82	71%	70	81%
Two or More Races	20	75%	13	85%
Unknown	20	90%	24	71%
White	405	83%	397	81%
AMH2020	1221	80%	1926	83%
American Indian	1	100%	3	67%
Asian	29	83%	62	81%
Black	126	73%	186	84%
Hispanic/Latino	195	77%	373	81%
Native Hawaiian	1	100%	6	67%
Two or More Races	46	74%	76	82%
Unknown	36	83%	49	84%
White	787	82%	1171	83%
AMH2758			1	100%
White			1	100%
AMH2058	77	84%	1	100%
White	54	83%	1	100%
AMH2091	87	55%	122	65%
American Indian			1	0%
Black	50	48%	77	71%
Hispanic/Latino	9	44%	9	67%
Two or More Races	7	71%	11	64%
White	19	68%	24	46%

Course and Race/Ethnicity	2018-2019		2019-2020	
	Attempted	% Successful	Attempted	% Successful
CLP2140	245	84%	282	90%
American Indian	1	0%	3	67%
Asian	3	100%	4	75%
Black	26	81%	22	86%
Hispanic/Latino	37	89%	53	87%
Native Hawaiian	1	100%	1	100%
Two or More Races	10	70%	10	100%
Unknown	3	100%	3	100%
White	164	84%	186	91%
CPO2001	173	82%	121	88%
American Indian			2	100%
Asian	3	100%	4	100%
Black	17	71%	8	63%
Hispanic/Latino	21	76%	20	95%
Two or More Races	10	70%	5	20%
Unknown	3	67%	3	100%
White	119	86%	79	92%
DEP2004	1439	86%	1037	89%
American Indian	3	100%	3	33%
Asian	34	82%	28	86%
Black	206	74%	145	84%
Hispanic/Latino	257	91%	193	85%
Native Hawaiian	2	0%	1	100%
Two or More Races	61	84%	48	77%
Unknown	28	96%	25	96%
White	848	87%	594	92%
EUH2000	94	81%	66	71%
Black	5	60%	3	100%
Hispanic/Latino	12	100%	9	78%
Two or More Races	5	60%	4	25%
Unknown	2	100%	2	0%
White	68	81%	48	75%

■ Indicates a success rate of 90% or higher
■ Indicates a success rate between 70% and 89%
■ Indicates a success rate below 70%

Source: IR Program Assessment Data

Course Success Rates by Race/Ethnicity (2 of 3)

Course and Race/Ethnicity	2018-2019		2019-2020	
	Attempted	% Successful	Attempted	% Successful
GEO2000	992	83%	952	87%
American Indian	2	100%	1	100%
Asian	21	76%	24	83%
Black	110	66%	90	79%
Hispanic/Latino	183	83%	179	89%
Two or More Races	46	87%	35	83%
Unknown	20	85%	19	95%
White	609	86%	604	88%
GEO2420	294	75%	265	78%
Asian	7	57%	6	83%
Black	33	73%	26	77%
Hispanic/Latino	47	77%	59	71%
Native Hawaiian	1	100%	1	100%
Two or More Races	9	56%	12	67%
Unknown	6	83%	6	67%
White	191	76%	155	81%
INR2002	158	78%	127	93%
Asian	3	67%	5	100%
Black	10	70%	17	82%
Hispanic/Latino	27	74%	23	100%
Two or More Races	9	78%	9	89%
Unknown	5	80%	6	100%
White	104	81%	67	93%
PHI2010	876	72%	984	77%
American Indian	2	0%	4	75%
Asian	19	68%	28	86%
Black	112	47%	97	61%
Hispanic/Latino	142	77%	180	71%
Native Hawaiian			1	100%
Two or More Races	41	61%	52	73%
Unknown	18	72%	22	86%
White	542	77%	600	82%

Course and Race/Ethnicity	2018-2019		2019-2020	
	Attempted	% Successful	Attempted	% Successful
PHI2600	9	67%	15	73%
Asian			1	0%
Black			1	100%
Hispanic/Latino			1	100%
Unknown	1	100%	1	100%
White	8	63%	11	73%
POS2041	1233	83%	1736	83%
American Indian	3	100%	5	80%
Asian	32	91%	39	87%
Black	134	66%	239	73%
Hispanic/Latino	203	82%	261	86%
Native Hawaiian			1	100%
Two or More Races	52	83%	82	82%
Unknown	33	88%	41	83%
White	776	86%	1068	85%
POS2930			2	50%
Hispanic/Latino			1	100%
White			1	0%
PPE2001	106	88%	70	90%
Asian	1	100%	1	100%
Black	8	100%	3	100%
Hispanic/Latino	17	94%	9	89%
Two or More Races	4	100%	2	50%
Unknown	1	0%	1	100%
White	75	85%	54	91%
PSY1012	2840	80%	2659	77%
American Indian	6	67%	11	64%
Asian	68	91%	72	89%
Black	416	69%	377	64%
Hispanic/Latino	546	77%	554	73%
Native Hawaiian	3	100%	4	75%
Two or More Races	117	69%	120	73%
Unknown	70	81%	55	78%
White	1614	85%	1466	82%

Course Success Rates by Race/Ethnicity (3 of 3)

Course and Race/Ethnicity	2018-2019		2019-2020	
	Attempted	% Successful	Attempted	% Successful
PSY2933	23	87%	26	96%
Asian			3	100%
Black	1	0%	2	100%
Hispanic/Latino	3	100%	6	100%
Two or More Races	1	100%	2	50%
White	18	89%	13	100%
SOP2002	5	80%	26	100%
Asian			4	100%
Black	1	100%	2	100%
Hispanic/Latino	4	75%	4	100%
Two or More Races			1	100%
White			15	100%
SYG2000	672	76%	610	76%
Asian	14	71%	18	83%
Black	97	65%	90	66%
Hispanic/Latino	107	79%	103	70%
Native Hawaiian/Paci	3	100%	1	0%
Two or More Races	35	63%	21	67%
Unknown	13	92%	4	75%
White	401	78%	373	81%
SYG2010	300	86%	212	91%
Asian	7	86%	4	100%
Black	35	86%	23	96%
Hispanic/Latino	44	80%	34	97%
Native Hawaiian			2	100%
Two or More Races	13	85%	5	80%
Unknown	5	80%	3	100%
White	196	88%	141	89%
WOH2012	94	74%	114	79%
Asian	1	100%	3	67%
Black	5	60%	8	88%
Hispanic/Latino	11	73%	9	67%
Unknown	6	67%	5	80%
White	68	76%	89	80%

■ Indicates a success rate of 90% or higher
■ Indicates a success rate between 70% and 89%
■ Indicates a success rate below 70%

Overall Course Success Rates by Race/Ethnicity

Race/Ethnicity	2018-2019		2019-2020	
	Number of Students	Success Rate	Number of Students	Success Rate
American Indian/Alas	22	77%	37	70%
Asian	259	83%	317	85%
Black	1,455	68%	1488	74%
Hispanic/Latino	1,973	80%	2155	80%
Native Hawaiian/Paci	12	83%	18	78%
Two or More Races	493	74%	509	76%
Unknown	279	85%	269	83%
White	7,113	84%	7226	84%
Grand Total	11,606	81%	12019	82%

■ Indicates a success rate of 90% or higher
■ Indicates a success rate between 70% and 89%
■ Indicates a success rate below 70%

Course Success Rates for Guaranteed Sections

Course	2018-2019		18-19 Overall	2019-2020		19-20 Overall
	Attempted	% Successful		Attempted	% Successful	
AMH2010	119	89%	80%			
AMH2020	278	83%	80%			
DEP2004	16	94%	86%	27	96%	89%
POS2041	81	95%	83%			
WOH2012	10	90%	74%			
Total	504	87%		27	96%	

■ Indicates a success rate of 90% or higher
■ Indicates a success rate between 70% and 89%
■ Indicates a success rate below 70%

Source: IR Program Assessment Data

Course Success Rates for Dual Enrolled Students

Course	2017-2018		2017-2018 Overall	2018-2019		2018-2019 Overall	2019-2020		2019-2020 Overall
	Attempted	% Successful		Attempted	% Successful		Attempted	% Successful	
AMH2010	201	87%	77%	327	88%	80%	346	87%	81%
AMH2020	204	95%	81%	341	92%	80%	456	91%	83%
AMH2058	1	100%	81%	5	100%	84%			
AMH2091				4	25%	55%	14	79%	65%
CLP2140	9	89%	89%	27	100%	84%	41	100%	90%
CPO2001	15	87%	70%	20	100%	82%	37	95%	88%
DEP2004	119	94%	83%	185	94%	86%	238	96%	89%
EUH2000	13	85%	70%	14	100%	81%	7	71%	71%
GEO2000	54	94%	82%	83	95%	83%	149	95%	87%
GEO2420	26	92%	76%	33	100%	75%	45	100%	78%
HUS2500							1	100%	91%
INR2002	11	91%	81%	14	100%	78%	29	97%	93%
PHI2010	26	92%	77%	88	92%	72%	128	93%	77%
PHI2600	2	50%	74%						
POS2041	140	90%	85%	261	93%	83%	592	94%	83%
POS2112	2	100%	80%	2	100%	100%			
PPE2001	7	100%	93%	6	100%	88%	13	100%	90%
PSB2442							1	100%	78%
PSY1012	336	92%	77%	434	94%	80%	576	91%	77%
PSY2933							5	100%	96%
PSY2934				6	100%	93%			
SOP2002							8	100%	100%
SOP2772	1	100%	85%	2	50%	74%			
SYG2000	36	94%	75%	70	91%	76%	115	89%	76%
SYG2010	23	91%	86%	48	96%	86%	45	100%	91%
WOH2012	8	100%	69%	27	81%	74%	26	85%	79%
WOW2022							4	100%	100%
Total	1,234	92%		1,999	93%		2,876	92%	

■ Indicates a success rate of 90% or higher
■ Indicates a success rate between 70% and 89%
■ Indicates a success rate below 70%

Special request - Course Success Rates

Dual Enrolled Students vs. Not Dual Enrolled Students for 7 Weeks sessions (1 of 4)

Course Sub-session Dual Enrolled	2019-2020 Attempted % Successful	
AMH2010	250	88%
Summer 2019	44	84%
A term – Online	25	88%
B term - Online	19	79%
Fall 2019	126	92%
A term – Online	37	92%
A term – Hybrid	80	91%
B term – Online	9	100%
Spring 2020	80	84%
Spring A term – Online	39	77%
Spring A term - Hybrid	26	96%
Spring B term - Online	15	80%
AMH2020	287	93%
Summer 2019	45	93%
A term – Online	18	89%
B term – Online	19	95%
B term – Hybrid	8	100%
Fall 2019	152	92%
A term – Online	17	100%
A term - Hybrid	13	92%
B term – Online	32	88%
B term - Hybrid	90	92%
Spring 2020	90	93%
A term - Online	14	93%
A term - Hybrid	16	94%
B term – Online	29	90%
B term - Hybrid	31	97%
CLP2140	3	100%
SU19 A term - Online	3	100%
CPO2001	14	86%
SU19 B term – Online	6	83%
SP20 B term – Hybrid	8	88%

Course Sub-session Not Dual Enrolled	2019-2020 Attempted % Successful	
AMH2010	150	72%
Summer 2019	46	74%
A term - Online	33	73%
B term - Online	13	77%
Fall 2019	59	71%
FA19 A term – Online	20	65%
FA19 B term- Hybrid	24	79%
FA19 B term -Online	15	67%
Spring 2020	45	71%
SP20 A term - Online	21	81%
SP20 A term – Hybrid	8	50%
SP20 B term - Online	16	69%
AMH2020	906	83%
Summer 2019	206	86%
A term - Online	96	92%
B term - Online	81	80%
B term - Hybrid	29	83%
Fall 2019	442	83%
FA19 A term – Online	94	88%
FA19 B term- Hybrid	45	80%
FA19 B term -Online	123	79%
FA19 B term - Hybrid	180	84%
Spring 2020	258	81%
SP20 A term - Online	80	86%
SP20 A term – Hybrid	28	89%
SP20 B term - Online	81	75%
SP20 B term - Hybrid	69	80%
CLP2140	55	82%
SU19 A term - Online	55	82%
CPO2001	32	81%
SU19 B term - Online	23	91%
SP20 B term - Hybrid	9	56%

■ Indicates a success rate of 90% or higher
■ Indicates a success rate between 70% and 89%
■ Indicates a success rate below 70%

Special request - Course Success Rates

Dual Enrolled Students vs. Not Dual Enrolled Students for 7 Weeks sessions (2 of 4)

Course Sub-session Dual Enrolled	2019-2020	
	Attempted	% Successful
DEP2004	111	94%
Summer 2019	40	95%
SU19 A term - Online	12	92%
SU19 A term - Hybrid	3	100%
SU19 B term - Online	25	96%
Fall 2019	42	95%
FA19 A term - Online	8	100%
FA19 B term - Online	7	86%
FA19 B term - Hybrid	27	96%
Spring 2020	29	90%
SP20 B term - Online	29	90%
GEO2000	76	97%
Summer 2019	28	100%
SU19 A term - Online	8	100%
SU19 A term - Hybrid	6	100%
SU19 B term - Online	14	100%
Fall 2019	19	89%
FA19 A term - Online	1	100%
FA19 B term - Online	18	89%
Spring 2020	29	100%
SP20 A term - Online	6	100%
SP20 B term - Online	12	100%
SP20 B term - Hybrid	11	100%
GEO2420	16	100%
Summer 2019	16	100%
SU19 A term - Online	5	100%
SU19 B term - Online	11	100%

Course Sub-session Not Dual Enrolled	2019-2020	
	Attempted	% Successful
DEP2004	402	88%
Summer 2019	176	90%
SU19 A term - Online	68	87%
SU19 A term - Hybrid	18	83%
SU19 B term - Online	90	94%
Fall 2019	142	89%
FA19 A term - Online	51	94%
FA19 B term - Online	51	82%
FA19 B term - Hybrid	40	90%
Spring 2020	84	80%
SP20 B term - Online	84	80%
GEO2000	386	87%
Summer 2019	168	92%
SU19 A term - Online	74	93%
SU19 A term - Hybrid	14	93%
SU19 B term - Online	80	91%
Fall 2019	120	80%
FA19 A term - Online	29	83%
FA19 B term - Online	91	79%
Spring 2020	98	86%
SP20 A term - Online	25	76%
SP20 B term - Online	62	90%
SP20 B term - Hybrid	11	82%
GEO2420	74	74%
Summer 2019	74	74%
SU19 A term - Online	38	79%
SU19 B term - Online	36	69%

■ Indicates a success rate of 90% or higher
■ Indicates a success rate between 70% and 89%
■ Indicates a success rate below 70%

Dual Enrolled Students vs. Not Dual Enrolled Students for 7 Weeks sessions (3 of 4)

Course Sub-session Dual Enrolled	2019-2020	
	Attempted	% Successful
INR2002	2	100%
Summer 2019	2	100%
SU19 B term - Online	2	100%
PHI2010	100	91%
Summer 2019	20	90%
SU19 B term - Online	20	90%
Fall 2019	45	87%
FA19 A term - Online	17	82%
FA19 A term - Hybrid	3	100%
FA19 B term – Online	19	84%
FA19 B term - Hybrid	6	100%
Spring 2020	35	97%
SP20 A term - Online	16	100%
SP20 A term - Hybrid	4	100%
SP20 B term – Online	13	100%
SP20 B term - Hybrid	2	50%
POS2041	300	95%
Summer 2019	89	97%
SU19 A term - Online	28	96%
SU19 A term - Hybrid	9	100%
SU19 B term - Online	52	96%
Fall 2019	124	92%
FA19 A term - Online	34	100%
FA19 A term - Hybrid	40	93%
FA19 B term – Online	32	91%
FA19 B term - Hybrid	18	78%
Spring 2020	87	97%
SP20 A term - Online	38	100%
SP20 A term - Hybrid	26	92%
SP20 B term – Online	20	100%
SP20 B term - Hybrid	3	67%

Source: IR Program Assessment Data

Course Sub-session Not Dual Enrolled	2019-2020	
	Attempted	% Successful
INR2002	26	96%
Summer 2019	26	96%
SU19 B term - Online	26	96%
PHI2010	675	75%
Summer 2019	165	74%
SU19 B term - Online	165	74%
Fall 2019	263	78%
FA19 A term - Online	109	77%
FA19 A term - Hybrid	32	91%
FA19 B term – Online	96	73%
FA19 B term - Hybrid	26	81%
Spring 2020	247	72%
SP20 A term - Online	99	72%
SP20 A term - Hybrid	30	87%
SP20 B term – Online	102	71%
SP20 B term - Hybrid	16	63%
PHI2600	15	73%
SU19 B term - OI	4	100%
FA19 B term – OI	7	71%
SP20 B term – OI	4	50%
POS2041	672	81%
Summer 2019	206	88%
SU19 A term - Online	61	90%
SU19 A term - Hybrid	23	74%
SU19 B term - Online	122	90%
Fall 2019	276	78%
FA19 A term - Online	85	74%
FA19 A term - Hybrid	42	81%
FA19 B term – Online	113	81%
FA19 B term - Hybrid	36	69%
Spring 2020	190	79%
SP20 A term - Online	80	79%
SP20 A term - Hybrid	22	86%
SP20 B term – Online	73	78%
SP20 B term - Hybrid	15	73%
POS2930	1	100%
SP20 B term – OI	1	100%
PSB2442	1	100%
SU19 B term - OI	1	100%

Indicates a success rate of 90% or higher
 Indicates a success rate between 70% and 89%
 Indicates a success rate below 70%

Special request - Course Success Rates

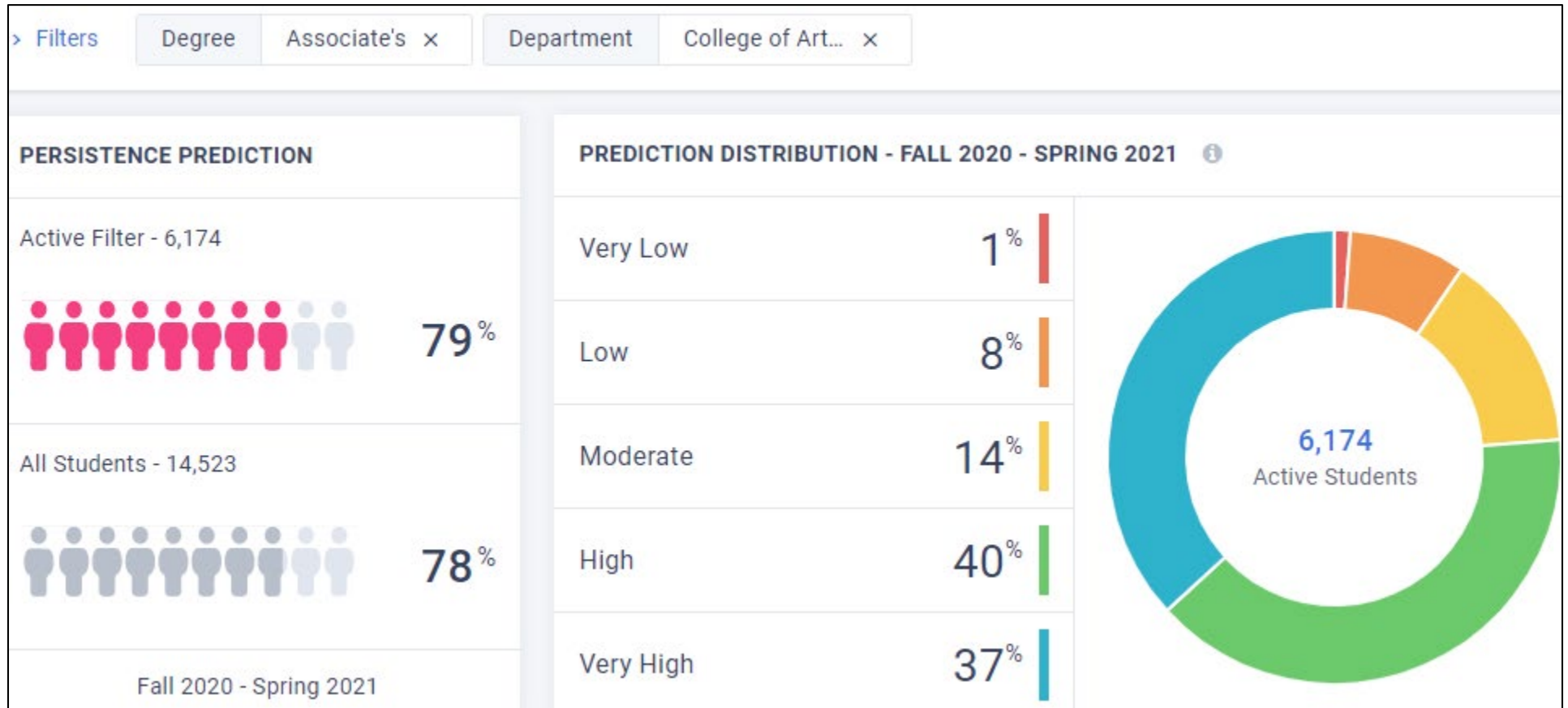
Dual Enrolled Students vs. Not Dual Enrolled Students for 7 Weeks sessions (4 of 4)

Course Sub-session Dual Enrolled	2019-2020	
	Attempted	% Successful
PSY1012	236	90%
Summer 2019	101	92%
SU19 A term - Online	31	97%
SU19 A term - Hybrid	15	93%
SU19 B term - Online	28	89%
SU19 B term - Hybrid	27	89%
Fall 2019	80	90%
FA19 A term - Hybrid	42	98%
FA19 B term – Online	35	83%
FA19 B term - Hybrid	3	67%
Spring 2020	55	87%
SP20 A term - Online	26	85%
SP20 A term - Hybrid	5	100%
SP20 B term – Online	18	89%
SP20 B term - Hybrid	6	83%
SYG2000	52	87%
Summer 2019	17	71%
SU19 A term - Online	8	75%
SU19 B term - Online	9	67%
Fall 2019	21	90%
FA19 A term - Online	9	89%
FA19 B term - Online	12	92%
Spring 2020	14	100%
SP20 B term - Online	14	100%
SYG2010	13	100%
SU19 B term - Online	13	100%
WOH2012	3	100%
SU19 B term - Online	3	100%
WOH2022	4	100%
SU19 B term - OI	4	100%

Course Sub-session Not Dual Enrolled	2019-2020	
	Attempted	% Successful
PSY1012	794	73%
Summer 2019	305	82%
SU19 A term - Online	76	92%
SU19 A term - Hybrid	62	82%
SU19 B term - Online	114	76%
SU19 B term - Hybrid	53	79%
Fall 2019	283	65%
FA19 A term - Hybrid	97	79%
FA19 B term – Online	149	62%
FA19 B term - Hybrid	37	41%
Spring 2020	206	72%
SP20 A term - Online	76	71%
SP20 A term - Hybrid	12	83%
SP20 B term – Online	93	75%
SP20 B term - Hybrid	25	56%
SOP2002	2	100%
SU19 B term - OI	2	100%
SYG2000	259	78%
Summer 2019	102	84%
SU19 A term - Online	47	85%
SU19 B term - Online	55	84%
Fall 2019	108	69%
FA19 A term - Online	60	75%
FA19 B term - Online	48	60%
Spring 2020	49	84%
SP20 B term – Online	49	84%
SYG2010	35	86%
SU19 B term - Online	35	86%
WOH2012	24	83%
SU19 B term - Online	24	83%
WOH2022	2	100%
SU19 B term - OI	2	100%

■ Indicates a success rate of 90% or higher
■ Indicates a success rate between 70% and 89%
■ Indicates a success rate below 70%

Civitas



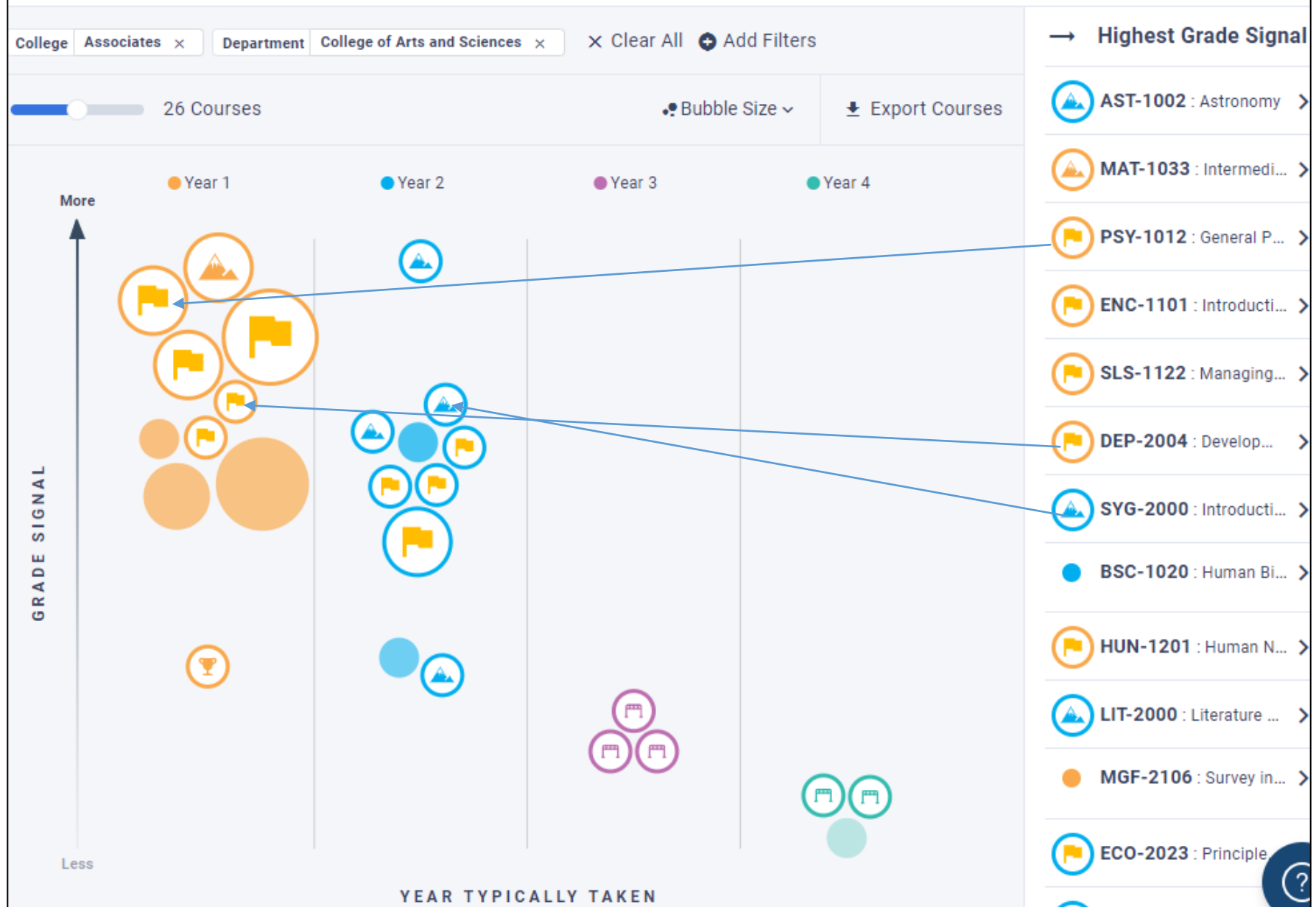
Screen capture on 10/05/2020

Civitas

Screen capture on 10/05/2020

A student's course grade strongly signals graduation likelihood

creates the biggest boost in graduation likelihood for an individual student. Advising students to prioritize these courses could increase their graduation likelihood.





2020-2021

Academic Affairs

Assessment Day – Program Guides

*A Review of Program Guide and Course Catalog
Information*

Program Guides - Overview

- Given Assessment Day results, are there any changes needed to or desired for the Program Guide?
- Please Review:
 - Program Information
 - General Education Course Selections (if applicable)
 - Program Course Catalog Information
 - Program of Study

Program Guides – Information Review

- Mission statement
 - Does it accurately state the purpose and goals of the program?
- Description
 - Does it clearly portray the nature of the program and any unique characteristics (i.e. embedded certificates, industry certifications, program accreditations, etc.)?

Program Guides – General Ed. Review

- General Education Courses *(if applicable)*
 - Are the selection of courses aligned with the academic knowledge students need to be successful in the related field(s)/occupations?
 - Must be a minimum of 15 credit hours for A.S. programs
(F.A.C. [6A-10.024](#))
 - Must include ENC1101 and a Math Core course
 - Do the selection of courses allow for seamless transition to the Baccalaureate level (if applicable)?

Program Guides – Course Reqs. Review

- Program Specific Course Requirements
 - Are the courses relevant to the academic and technical skills required in the related field(s)/occupation(s)?
 - Are there any required courses offered by another department? If so, consult with that department on upcoming changes (if any).
 - Are there any courses that have not been offered in over 5 years?

Program Guides – Course Info. Review

- Program Specific Course Catalog Information
 - Is the course description accurate?
 - Are the course prefix, number and/or title relevant?
 - Are the term offerings up-to-date?
 - Are the prerequisite and corequisite course assignments appropriate to what students need to know to be successful in the requisite (*required*) course?

Program Guide – Program of Study Review

- Program of Study
 - Is the sequence of courses structured from foundational to advanced content, as appropriate?
 - Does the sequence align with course, term offerings?
 - Does the sequence align with course, prerequisite/co-requisite assignments?
 - Are there any special notes/information missing, incorrect or desired?