

ASSESSMENT DAY

College of Health and Public Services

School of Dental Science

November 16, 2018

Academic Assessment

	LEVEL	FOCUS	CONDUCTED BY	FREQUENCY
Academic Success Committee	Program	<ul style="list-style-type: none"> Quality of assessment practices 	Committee of peers	Years 1 & 2
Instructional Program Review	Program / Cluster	<ul style="list-style-type: none"> Enrollment, retention, completion Industry certifications and job placement Program budget and staffing Advisory committees Curriculum changes 	Committee of peers	Year 3
Assessment Day	Course/ Program	<ul style="list-style-type: none"> Enrollment by demographics Graduation and retention Average class size Course success rate Placement rate SLOs, PLOs and ILOs 	Program Chair and Faculty	Years 1, 2, 3

Programs

[1048 - Dental Assisting \(Limited Access Program\)](#)

[2036 - Dental Hygiene \(Limited Access Program\)](#)

Last Assessment Day – Action Items

Assessment Meeting: 12/8/2017

- Work with Marketing to develop flash cards, and identify areas in the community to leave the cards
- Alternative types of clinical settings (Dental Hygiene)
- Investigate Perkins assistance to dental assisting prep fees
- Embedding a writing specialist in the course shells

Dental Assisting Program Learning Outcomes

Graduates of the program will be able to:

PO1: Review health histories and obtain vital signs, systemically collect diagnostic data, utilize four-handed dentistry, perform minor laboratory procedures, and provide oral health education.

PO2: Perform a variety of clinical supportive treatments.

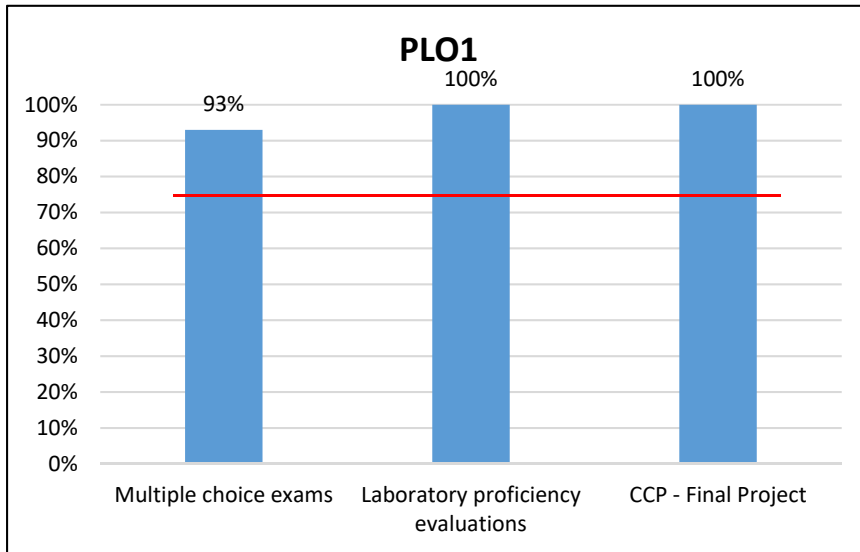
PO3: Demonstrate basic business office procedures.

PO4: Obtain and analyze diagnostically acceptable digital radiographic images on a variety of patients while executing radiation safety measures.

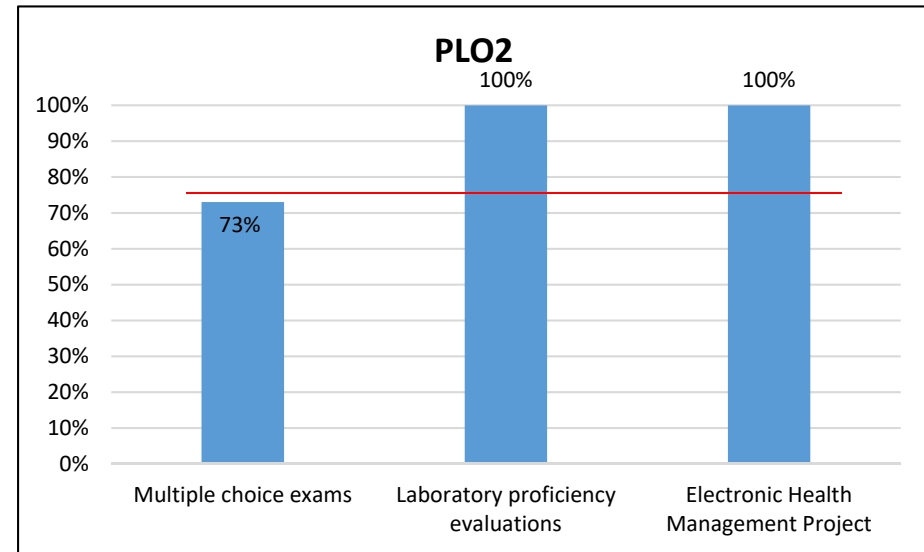
PO5: Manage asepsis utilizing infection and hazard control protocol consistent with published professional guidelines.

Assessment Data 2017-2018

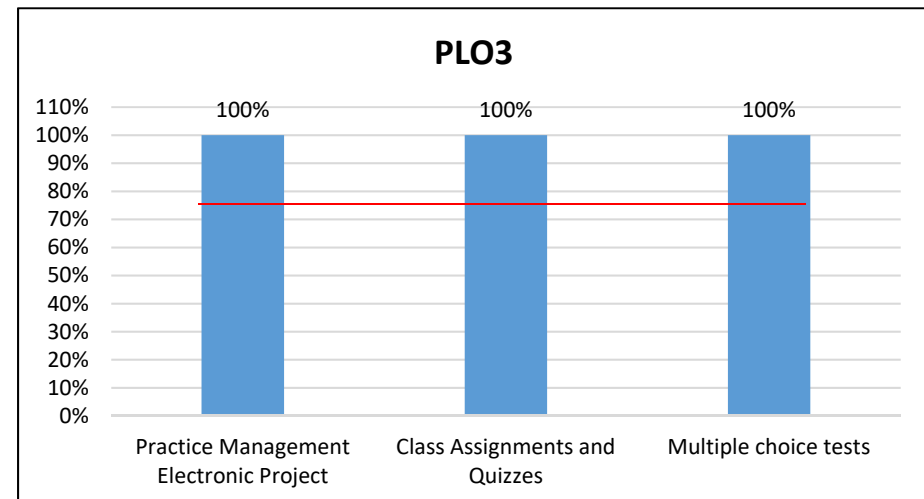
1048 – Dental Assisting



PLO1: Review health histories and obtain vital signs, systemically collect diagnostic data, utilize four-handed dentistry, perform minor laboratory procedures, and provide oral health education. *Target: 75% of students will achieve 75% or higher in all assessment measures.*



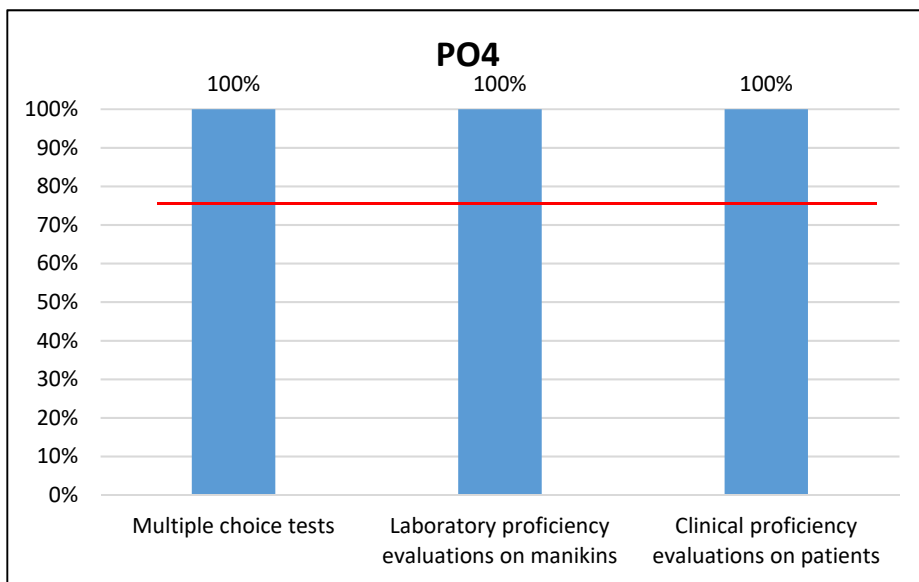
PLO2: Perform a variety of clinical supportive treatments. *Target: 75% of students will achieve 75% or higher in all assessment measures.*



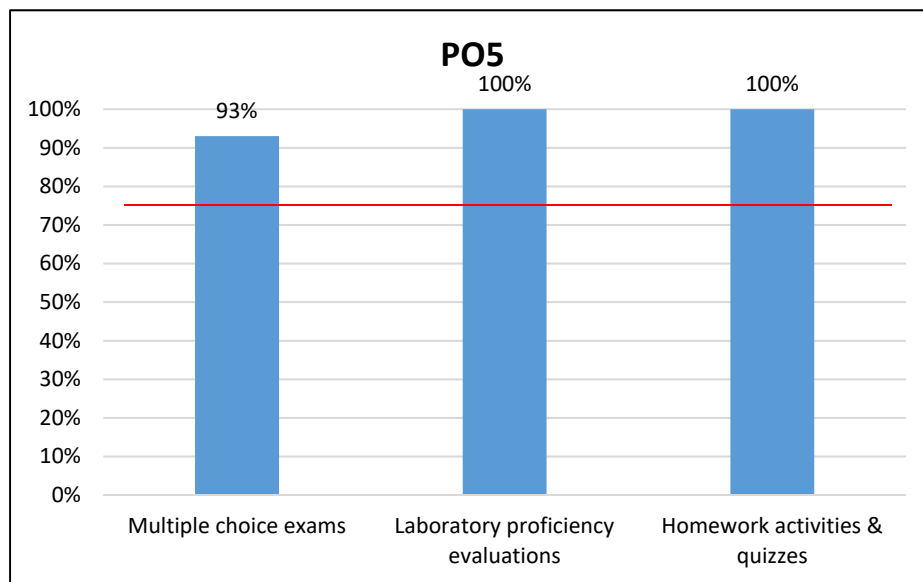
PLO3: Demonstrate basic business office procedures. *Target: 75% of students will achieve 75% or higher in all assessment measures.*

Assessment Data 2017-2018

1048 – Dental Assisting



PLO4: Obtain and analyze diagnostically acceptable digital radiographic images on a variety of patients while executing radiation safety measures. *Target: 75% of students will achieve 75% or higher in all assessment measures.*



PLO5: Manage asepsis utilizing infection and hazard control protocol consistent with published professional guidelines. *Target: 75% of students will achieve 75% or higher in all assessment measures.*

Dental Hygiene Program Learning Outcomes

Graduates of the program will be able to:

PO1: Apply the dental hygiene process of care and problem solving strategies to provide dental hygiene care for patients of all age groups, medically compromised, and all types of periodontal disease classifications.

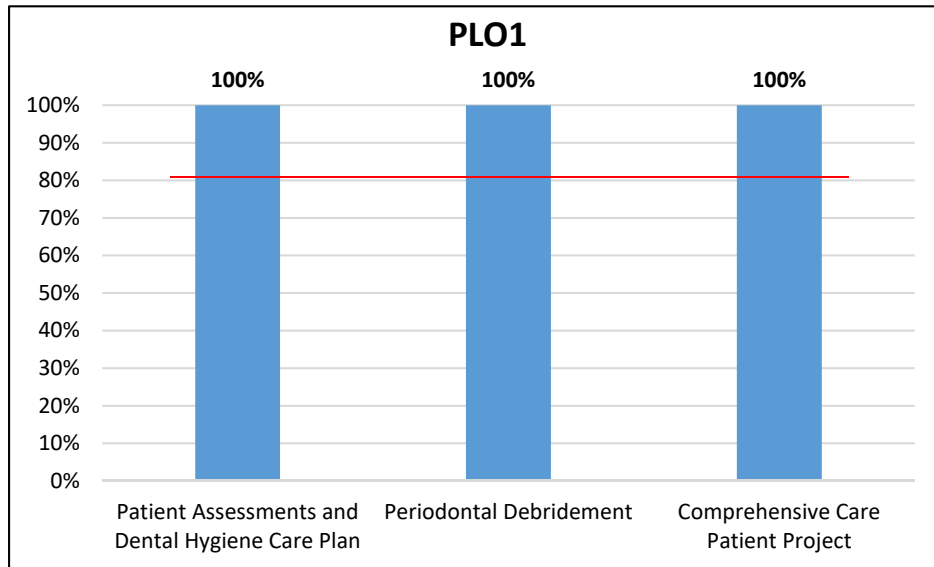
PO2: Demonstrate interpersonal and communications skills to effectively interact with diverse population groups.

PO3: Apply ethical, legal, and regulatory concepts to the provision and/or support of oral health care services.

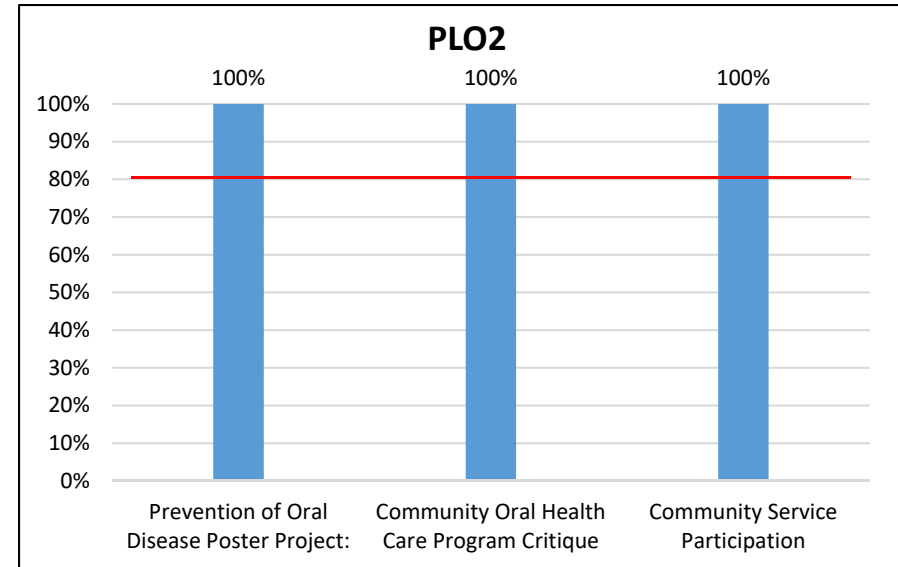
PO4: Apply self-assessment skills to prepare for life-long learning as a foundation for maintaining competency and quality assurance.

PO5: Evaluate current scientific literature as a basis for life-long learning, evidence-based practice and as a foundation for adapting to changes in health care.

Assessment Data 2017-2018 2036 – Dental Hygiene

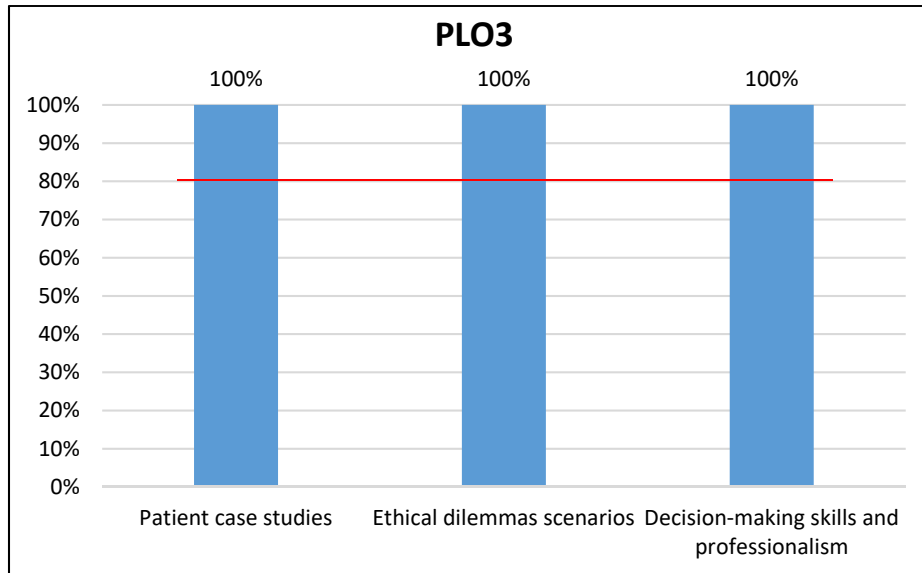


PLO1: Apply the dental hygiene process of care and problem solving strategies to provide dental hygiene care for patients of all age groups, medically compromised, and all types of periodontal disease classifications. *Target: 80% of students will achieve 75% or higher in all assessment measures.*

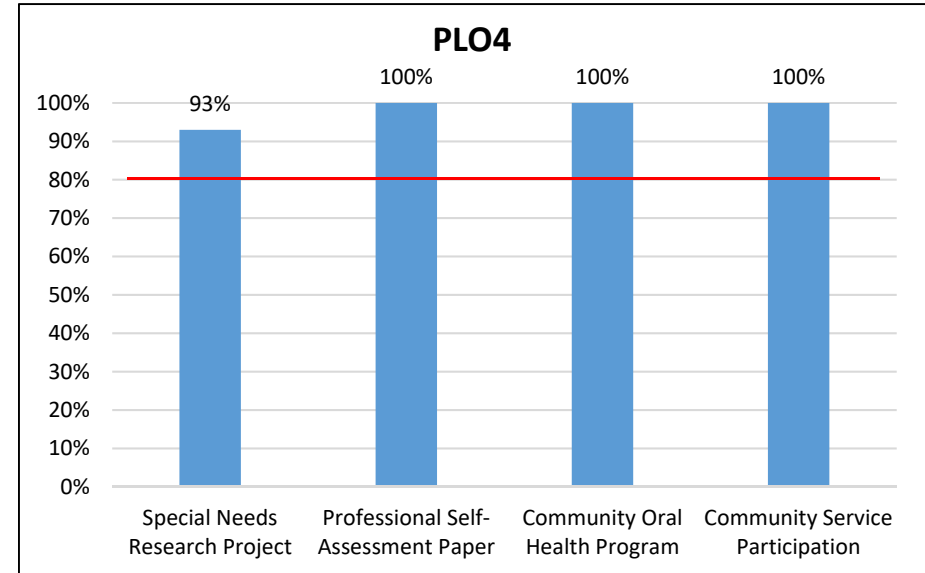


PLO2: Demonstrate interpersonal and communications skills to effectively interact with diverse population groups. *Target: 80% of students will achieve 75% or higher in all assessment measures.*

Assessment Data 2017-2018 2036 – Dental Hygiene

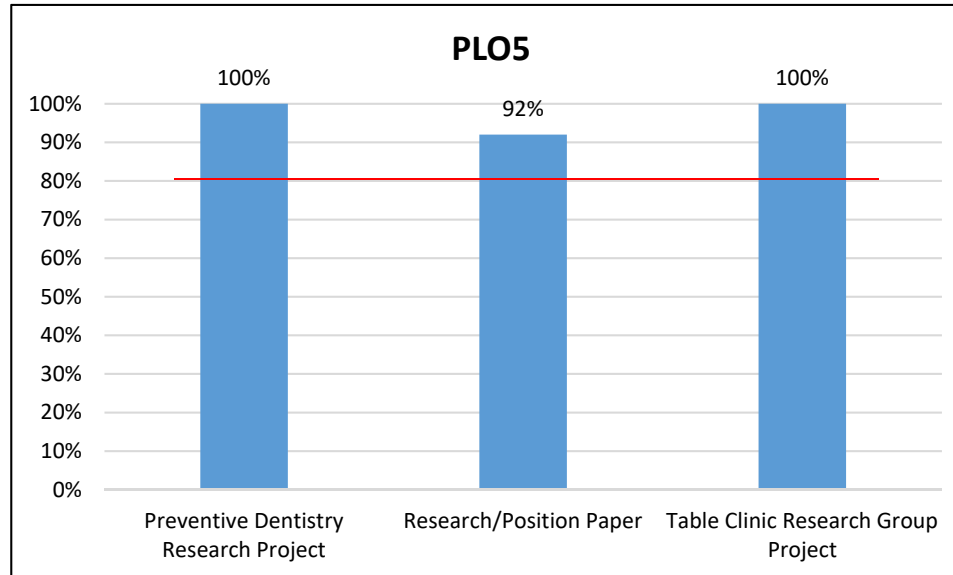


PLO3: Apply ethical, legal, and regulatory concepts to the provision and/or support of oral health care services. *Target: 80% of students will achieve 75% or higher in all assessment measures.*



PLO4: Apply self-assessment skills to prepare for life-long learning as a foundation for maintaining competency and quality assurance. *Target: 80% of students will achieve 75% or higher in all assessment measures.*

Assessment Data 2017-2018 2036 – Dental Hygiene



PLO5: Evaluate current scientific literature as a basis for life-long learning, evidence-based practice and as a foundation for adapting to changes in health care. *Target: 80% of students will achieve 75% or higher in all assessment measures.*

Assessment Data 2017-2018 Program vs. Institutional Learning Outcomes

Program	Critical/ Creative Thinking	Communication	Cultural Literacy	Information and Technical Literacy
1048 – Dental Assisting	100%	100%	100%	100%
2036 – Dental Hygiene	86%-100%	86%-100%	93%-100%	33%-100%

Assessment Data 2016-2017 Program vs. Institutional Learning Outcomes

Program	Critical/ Creative Thinking	Communication	Cultural Literacy	Information and Technical Literacy
1048 – Dental Assisting	100%	100%	100%	81%-100%
2036 – Dental Hygiene	100%	100%	100%	86%-100%

Course Success Rates

Major	Course	IM & Location	2014-2015		2015-2016		2016-2017		2017-2018	
			# Attempted	% Successful	# Attempted	% Successful	# Attempted	% Successful	# Attempted	% Successful
1048 - Dental Assisting at Daytona Beach Campus	DEA0000	Online	59	76%	43	65%	25	84%		
	DEA0020C	Lecture - Daytona	22	91%	20	100%	17	88%	15	100%
	DEA0130	Online	19	100%	20	95%	17	100%	15	100%
	DEA0801C	Lecture-Daytona	19	100%	20	100%	16	100%	15	100%
	DEA0850L	Lecture-Daytona	19	100%	20	100%	16	100%	15	100%
	DEA0851L	Lecture-Daytona	20	100%	19	100%	19	100%	15	100%
	DES0002	Online	22	95%	21	95%	16	100%	14	93%
	DES0103C	Lecture-Daytona	22	95%	20	100%	17	88%	15	100%
	DES0205C	Lecture-Daytona	22	95%	20	100%	17	88%	15	100%
	DES0501	Lecture-Daytona	19	100%	20	100%	16	88%	17	100%
	DES0844	Lecture-Daytona	19	100%	20	100%	16	100%	15	100%

- Indicates a success rate of 90% or higher
- Indicates a success rate between 70% and 89%
- Indicates a success rate below 70%

Course Success Rates

Major	Course	IM	2014-2015		2015-2016		2016-2017		2017-2018	
			# Attempted	% Successful	# Attempted	% Successful	# Attempted	% Successful	# Attempted	% Successful
2036 - Dental Hygiene at the DeLand Campus	DEH1002C	Lecture - DeLand	15	87%	17	88%	16	100%	13	100%
	DEH1133	Hybrid - DeLand	16	94%	17	100%	13	100%	15	100%
	DEH1602	Lecture - DeLand	11	100%	16	100%	16	100%	13	92%
	DEH1800	Lecture - DeLand	11	100%	16	100%	16	100%	13	100%
	DEH1802	Lecture - DeLand	11	100%	10	100%	15	100%	15	100%
	DEH2300	Lecture - DeLand	10	90%	12	100%	14	100%	15	100%
	DEH2400	Lecture - DeLand	11	100%	11	100%	14	100%	14	100%
	DEH2702C	Lecture - DeLand	11	100%	12	100%	14	100%	15	100%
	DEH2804	Lecture - DeLand	10	100%	11	100%	14	100%	15	100%
	DEH2806	Lecture - DeLand	11	100%	12	100%	14	100%	15	100%
	DES1010	Lecture - DeLand	15	80%	18	89%	15	100%	13	100%
	DES1054	Lecture - DeLand	11	91%	16	100%	16	100%	13	100%
	DES1100C	Online	5	100%	9	100%	13	100%	13	100%
	DES1200C	Lecture - DeLand	15	87%	17	88%	15	100%	13	100%
	DES1832L	Lecture - DeLand	11	100%	16	100%	16	100%	13	100%
	DES1840	Lecture - DeLand	15	87%	17	88%	15	100%	13	100%
DES2600	Online	10	100%	11	100%	14	100%	14	100%	

■ Indicates a success rate of 90% or higher
■ Indicates a success rate between 70% and 89%
■ Indicates a success rate below 70%

Source: IR Program Assessment Data

School Course Success Rate by Campus – Overall

Program	Campus	2017-2018	
		Attempted	% Successful
1048 - Dental Assisting	Daytona	122	100%
	Online	29	97%
2036 - Dental Hygiene	DeLand	266	99%
	Online	27	100%
Total		444	99%

■ Indicates a success rate of 90% or higher
■ Indicates a success rate between 70% and 89%
■ Indicates a success rate below 70%

School Course Success Rate by Instructional Method – Overall

Campus	2016-2017		2017-2018	
	Attempted	% Successful	Attempted	% Successful
Online	85	95%	56	98%
Lecture	390	98%	373	99%
Hybrid	13	100%	15	100%
Total	488	97%	444	99%

DSC	Hybrid	81%	82%
	Lecture	81%	83%
	Online	76%	78%

■ Indicates a success rate of 90% or higher
■ Indicates a success rate between 70% and 89%
■ Indicates a success rate below 70%




School Course Success Rate By Sub-session

Program	Session and Sub-session		2017-2018	
			Attempted	% Successful
1048 - Dental Assisting	FA	Full term	45	100%
	SP	Full term	77	100%
	SU	Full term	29	97%
2036 - Dental Hygiene	FA	Full term	124	100%
	SP	Full term	111	98%
	SU	Full term	58	100%
Total			444	99%

■ Indicates a success rate of 90% or higher
■ Indicates a success rate between 70% and 89%
■ Indicates a success rate below 70%

2017-2018 Course Success Rate By Race/Ethnicity (1 of 5)

Program	Attempted	Success Rate
1048 - Dental Assisting	151	99%
DEA0020C	15	100%
Asian	1	100%
Black	1	100%
Hispanic	3	100%
Two or More Races	2	100%
White	8	100%
DEA0130	15	100%
Asian	1	100%
Black	1	100%
Hispanic	3	100%
Two or More Races	2	100%
White	8	100%
DEA0801C	15	100%
Asian	1	100%
Black	1	100%
Hispanic	3	100%
Two or More Races	2	100%
White	8	100%
DEA0850L	15	100%
Asian	1	100%
Black	1	100%
Hispanic	3	100%
Two or More Races	2	100%
White	8	100%
DEA0851L	15	100%
Asian	1	100%
White	14	100%

 Indicates a success rate of 90% or higher
 Indicates a success rate between 70% and 89%
 Indicates a success rate below 70%

2017-2018 Course Success Rate By Race/Ethnicity (2 of 5)

Program	Attempted	Success Rate
1048 - Dental Assisting	151	99%
DES0002	14	93%
Asian	1	100%
Black	1	100%
Hispanic	3	67%
Two or More Races	2	100%
White	7	100%
DES0103C	15	100%
Asian	1	100%
Black	1	100%
Hispanic	3	100%
Two or More Races	2	100%
White	8	100%
DES0205C	15	100%
Asian	1	100%
Black	1	100%
Hispanic	3	100%
Two or More Races	2	100%
White	8	100%
DES0501	17	100%
Asian	1	100%
Black	2	100%
Hispanic	3	100%
Two or More Races	2	100%
White	9	100%

■ Indicates a success rate of 90% or higher
■ Indicates a success rate between 70% and 89%
■ Indicates a success rate below 70%




2017-2018 Course Success Rate By Race/Ethnicity (3 of 5)

Program	Attempted	Success Rate
1048 - Dental Assisting	151	99%
DES0844	15	100%
Asian	1	100%
Black	1	100%
Hispanic	3	100%
Two or More Races	2	100%
White	8	100%
2036 - Dental Hygiene	282	99%
DEH1002C	13	100%
Hispanic	2	100%
White	11	100%
DEH1133	15	100%
Hispanic	4	100%
White	11	100%
DEH1602	13	92%
Hispanic	2	100%
White	11	91%
DEH1800	13	100%
Hispanic	2	100%
White	11	100%
DEH1802	14	100%
Asian	1	100%
Hispanic	5	100%
White	8	100%
DEH2300	13	100%
Asian	1	100%
Hispanic	5	100%
White	7	100%

■ Indicates a success rate of 90% or higher
■ Indicates a success rate between 70% and 89%
■ Indicates a success rate below 70%

2017-2018 Course Success Rate By Race/Ethnicity (4 of 5)

Program	Attempted	Success Rate
2036 - Dental Hygiene	282	99%
DEH2400	13	100%
Asian	1	100%
Hispanic	5	100%
White	7	100%
DEH2702C	14	100%
Asian	1	100%
Hispanic	5	100%
White	8	100%
DEH2804	14	100%
Asian	1	100%
Hispanic	5	100%
White	8	100%
DEH2806	14	100%
Asian	1	100%
Hispanic	5	100%
White	8	100%
DES1010	13	100%
Hispanic	2	100%
White	11	100%
DES1054	13	100%
Hispanic	2	100%
White	11	100%
DES1100C	12	100%
Asian	1	100%
Hispanic	5	100%
White	6	100%

 Indicates a success rate of 90% or higher
 Indicates a success rate between 70% and 89%
 Indicates a success rate below 70%

2017-2018 Course Success Rate By Race/Ethnicity (5 of 5)

Program	Attempted	Success Rate
2036 - Dental Hygiene	282	99%
DES1200C	13	100%
Hispanic	2	100%
White	11	100%
DES1832L	13	100%
Hispanic	2	100%
White	11	100%
DES1840	13	100%
Hispanic	2	100%
White	11	100%
DES2600	13	100%
Asian	1	100%
Hispanic	5	100%
White	7	100%
Grand Total	433	99%

■ Indicates a success rate of 90% or higher
■ Indicates a success rate between 70% and 89%
■ Indicates a success rate below 70%

2017-2018 Overall Success Rate by Race/Ethnicity

Program, Race/Ethnicity	# Attempted	Success Rate
1048 - Dental Assisting	151	99%
Asian	10	100%
Black	10	100%
Hispanic	27	96%
Two or More Races	18	100%
White	86	100%
2036 - Dental Hygiene	282	99%
Asian	11	100%
Hispanic	77	100%
White	194	99%
Grand Total	433	99%

■ Indicates a success rate of 90% or higher
■ Indicates a success rate between 70% and 89%
■ Indicates a success rate below 70%

Grade Distribution

Major	Course	Summer 2017							
		A	B	C	D	F	FN	W	W1
1048 - Dental Assisting	DEA0851L	4	8	3	0	0	0	0	0
	DES0002	3	8	2	0	1	0	0	0
2036 – Dental Hygiene	DEH1133	0	12	3	0	0	0	0	0
	DEH1802	0	7	8	0	0	0	0	0
	DES1100C	3	10	0	0	0	0	0	0
Major		10 (13.9%)	45 (62.5%)	16 (22.2%)	0 (0%)	1 (1.4%)	0 (0%)	0 (0%)	0 (0%)

Grade Distribution

Major	Course	Fall 2017							
		A	B	C	D	F	FN	W	W1
1048 - Dental Assisting	DEA0020C	5	10	0	0	0	0	0	0
	DEA0130	3	10	2	0	0	0	0	0
	DES0205C	1	14	0	0	0	0	0	0
2036 – Dental Hygiene	DEH1002C	0	11	2	0	0	0	0	0
	DEH2300	0	7	7	0	0	0	0	0
	DEH2400	1	5	8	0	0	0	0	0
	DEH2804	0	4	11	0	0	0	0	0
	DES1010	1	9	3	0	0	0	0	0
	DES1200C	1	8	4	0	0	0	0	0
	DES1840	0	9	4	0	0	0	0	0
	DES2600	5	8	1	0	0	0	0	0
Major		17 (11%)	95 (61.7%)	42 (27.3%)	0 (0%)	0 (0%)	0 (0%)	0 (0%)	0 (0%)

Grade Distribution

Major	Course	Spring 2018							
		A	B	C	D	F	FN	W	W1
1048 - Dental Assisting	DEA0130	4	9	2	0	0	0	0	0
	DEA0801C	1	10	4	0	0	0	0	0
	DEA0850L	6	8	1	0	0	0	0	0
	DES0501	6	10	1	0	0	0	0	0
	DES0844	12	3	0	0	0	0	0	0
2036 – Dental Hygiene	DEH1602	0	9	3	1	0	0	0	0
	DEH1800	0	11	2	0	0	0	0	0
	DEH2702C	2	13	0	0	0	0	0	0
	DEH2806	0	1	14	0	0	0	0	0
	DES1054	3	8	2	0	0	0	0	0
	DES1832L	3	8	2	0	0	0	0	0
Major		64 (16.6%)	230 (59.7%)	89 (23.1%)	1 (0.3%)	1 (0.3%)	0 (0%)	0 (0%)	0 (0%)

Average Class Size by Course

Major	Course and Instructional Method	2014-2015		2015-2016		2016-2017		2017-2018	
		Sections	Avg. Size	Sections	Avg. Size	Sections	Avg. Size	Sections	Avg. Size
1048 - Dental Assisting at Daytona Campus	DEA0000 Online	3	20	2	22	2	20		
	DEA0020C Lecture	1	22	1	20	1	18	1	15
	DEA0130 Online	1	19	1	20	1	17	1	15
	DEA0801C Lecture	1	19	1	20	1	16	1	15
	DEA0850L OJT	1	19	1	20	1	16	1	15
	DEA0851L OJT	1	20	1	19	1	20	1	15
	DES0002 Online	1	22	1	21	1	20	1	14
	DES0103C Lecture	1	22	1	20	1	18	1	15
	DES0205C Lecture	1	22	1	20	1	18	1	15
	DES0501 Lecture	1	19	1	20	1	16	1	17
	DES0844 Lecture	1	19	1	20	1	16	1	15
	Major		13	20	12	19	12	16	10

Years are reporting years, SU-SP.

To prevent data from skewing, excludes, labs, clinicals, private/performance, open lab, co-op, DIS, and internships.

Source: IR Program Assessment Data

Average Class Size by Course

Major	Course and Instructional Method	2014-2015		2015-2016		2016-2017		2017-2018	
		Sections	Avg. Size	Sections	Avg. Size	Sections	Avg. Size	Sections	Avg. Size
2036 - Dental Hygiene at DeLand Campus	DEH1002C Lecture	1	15	1	17	1	16	1	13
	DEH1133 Hybrid	1	16	1	17	1	15	1	15
	DEH1602 Lecture	1	11	1	16	1	16	1	13
	DEH1800 Lecture	1	11	1	16	1	16	1	13
	DEH1802 Lecture	1	11	1	10	1	15	1	15
	DEH2300 Lecture	1	10	1	12	1	14	1	14
	DEH2400 Lecture	1	11	1	11	1	14	1	14
	DEH2702 Lecture	1	11	1	12	1	14	1	15
	DEH2804 Lecture	1	10	1	11	1	14	1	15
	DEH2806 Lecture	1	11	1	12	1	14	1	15
	DES1010 Lecture	1	15	1	18	1	15	1	13
	DES1054 Lecture	1	11	1	16	1	16	1	13
	DES1100 Online	1	5	1	9	1	13	1	13
	DES1200C Lecture	1	15	1	17	1	15	1	13
	DES1832L Lab	1	11	1	16	1	16	1	13
	DES1840 Lecture	1	15	1	17	1	15	1	13
	DES2600 Online	1	10	1	11	1	14	1	14
Major		17	12	17	14	17	15	17	14

Years are reporting years, SU-SP.

To prevent data from skewing, excludes, labs, clinicals, private/performance, open lab, co-op, DIS, and internships.

Source: IR Program Assessment Data

Overall Average Class Size by Instructional Methods

Instructional Method	2016-2017		2017-2018	
	Sections	Avg. Size	Sections	Avg. Size
Online	6	17	4	14
Lecture	24	16	24	16
Hybrid	1	15	1	15
Total	31	15	31	14

College Total

Instructional Method	2015-2016 Avg. Size	2016-2017 Avg. Size	2017-2018 Avg. Size
Hybrid	21	23	22
Lecture	22	21	21
Online	30	30	29

To prevent data from skewing, the following instructional methods are excluded: CL - Clinical, CO - Co-op, D - Directed Independent Stu, IN - Internship (BSED), JT - On Job Training, LB - Lab, OL - Open Lab, PL - Private/Performance

Source: IR Program Assessment Data

Licensing Exam

	2008/09	2009/10	2010/11	2011/12	2012/13	2013/14	2014/15	2015/16	2016/17
Dental Hygiene	83%	92%	100%	100%	100%	100%	100%	100%	100%

Source: Daytona State Department Chairs are solicited for this data.

Graduation Rates

Major	Fall Term	Registered in First Course	Graduation Rate			
			Graduated within 150% Time	Graduation Rate	Graduated within 200% Time	Graduation Rate
1048- Dental Assisting	FA14	22	19	86.4%	19	86.4%
	FA15	20	18	90.0%	19	95.0%
	FA16 – 200% In Progress	18	14	77.8%	14	77.8%
	FA17 – In Progress	15	15	100%	15	100%
2036- Dental Hygiene	FA12	13	11	84.6%	11	84.6%
	FA13	16	8	50%	8	50%
	FA14 – 200% In Progress	16	11	68.8%	11	68.8%
	FA15 – In Progress	17	14	82.4%	14	82.4%

College average (150%- 58.3%, 200%- 66.1%)

First Course- 1048- DEA0020, 2036- DEH1133

Fall terms include prior Summer term enrollment in major.

Source: IR Program Assessment Data

Graduation Rates by Race/Ethnicity (1 of 2)

Major	Fall Term	Race/Ethnicity	Registered in First Course	Graduation Rate			
				Graduated within 150% Time	Graduation Rate	Graduated within 200% Time	Graduation Rate
1048- Dental Assisting	2014	Hispanic	7	1	100%	1	100%
		White	15	12	80%	12	80%
	2015	Black	1	1	100%	1	100%
		Hispanic	2	1	100%	1	100%
		Two or More Races	1	3	100%	3	100%
		White	15	13	86.7%	14	93.3%
	2016	Asian	1	1	100%	1	100%
		Black	1	0	0%	0	0%
		Hispanic	1	0	0%	0	0%
		White	15	13	86.7%	13	86.7%
	2017	Asian	1	1	100%	1	100%
		Black	1	1	100%	1	100%
		Hispanic	3	3	100%	3	100%
		Two or More Races	2	2	100%	2	100%
		White	8	8	100%	8	100%

College average (150%- 58.3%, 200%- 66.1%)

First Course- 1048- DEA0020, 2036- DEH1133

Fall terms include prior Summer term enrollment in major.

Source: IR Program Assessment Data

Graduation Rates by Race/Ethnicity (2 of 2)

Major	Fall Term	Race/Ethnicity	Registered in First Course	Graduation Rate			
				Graduated within 150% Time	Graduation Rate	Graduated within 200% Time	Graduation Rate
2036- Dental Hygiene	2012	Asian	1	1	100%	1	100%
		Hispanic	2	2	100%	2	100%
		White	10	8	80%	8	80%
	2013	Asian	1	0	0%	0	0%
		Hispanic	4	2	50%	2	50%
		White	10	6	60%	6	60%
	2014	Asian	1	1	100%	1	100%
		Black	1	1	100%	1	100%
		Hispanic	3	2	66.7%	2	66.7%
		Two or More Races	1	1	100%	1	100%
		White	9	6	66.7%	6	66.7%
	2015	Asian	1	1	100%	1	100%
		Black	1	1	100%	1	100%
		Hispanic	2	1	50%	1	50%
		White	13	11	84.6%	11	84.6%

College average (150%- 58.3%, 200%- 66.1%)

First Course- 1048- DEA0020, 2036- DEH1133

Fall terms include prior Summer term enrollment in major.

Source: IR Program Assessment Data

Retention Rates

Major	Fall to Fall	Registered	Excluded	Adjusted Cohort	Retained by DSC		Retained by Program		Retained by College
					N	%	N	%	%
1048 DENTAL ASSISTING*	2011-12	21	15	6	0	0%	0	0%	0%
	2012-13	24	24	0	NA		NA		NA
	2013-14	24	20	4	2	50%	1	25%	75%
	2014-15	24	19	5	1	20%	2	40%	60%
	2015-16	20	18	2	0	0%	2	100%	100%
	2016-17	19	13	6	0	0%	0	0%	0%
2036 DENTAL HYGIENE	2011-12	32	10	22	1	5%	15	68%	73%
	2012-13	30	11	19	1	5%	14	74%	79%
	2013-14	30	10	20	2	10%	14	70%	80%
	2014-15	31	11	20	0	0%	12	60%	60%
	2015-16	26	11	15	0	0%	15	100%	100%
	2016-17	42	15	27	0	0%	23	85%	85%

College average (67.1%)

*Dental Assisting's program length and graduation rate prevent the calculation of meaningful fall-to-fall retention rates.

Registered - Includes all students enrolled in the fall term of the specified year, with the specified program as their primary major.

Exclusions - Includes students who are deceased or graduated fall of the specified year or the following spring or summer.

Not retained - Students who were not registered the following fall term.

Retained by DSC - Students who were still registered at DSC the following fall but with a different primary major.

Retained by Program - Students who were registered the following fall with the same primary major.

Source: IR Program Assessment Data

2016-2017 Retention Rates by Race/Ethnicity

Major	Fall Term	Registered	Exclusions	Adjusted Cohort	Retained by Program	
					N	%
1048 DENTAL ASSISTING	Asian	1	1	0	N/A	
	Black	1	0	1	0	0%
	Hispanic	1	0	1	0	0%
	White	16	12	4	0	0%
2036 DENTAL HYGIENE	Black	3	2	1	0	0%
	Hispanic	7	1	6	6	100%
	White	30	12	18	15	83%

College average (African American: 49.9%, Hispanic: 66.3%)

Registered - Includes all students enrolled in the fall term of the specified year, with the specified program as their primary major.

Exclusions - Includes students who are deceased or graduated fall of the specified year or the following spring or summer.

Adjusted Cohort - Registered students less exclusions.

Not retained - Students who were not registered the following fall term.

Retained by DSC - Students who were still registered at DSC the following fall but with a different primary major.

Retained by Program - Students who were registered the following fall with the same primary major.

Source: IR Program Assessment Data

Placement Rates (College average: 95.5%)

Program Title	Major	2011/12		2012/13		2013/14		2014/15		2015/16		Average Annual Salary
		DSC%	FCS%	DSC%	FCS%	DSC%	FCS%	DSC%	FCS%	DSC%	FCS%	
Dental Hygiene	2036	90%	93%	91%	84%	89%	87%	100%	89%	78%	92%	\$49,076
Dental Assisting	1048	64%	69%	93%	78%	80%	76%	94%	92%	94%	92%	\$28,564

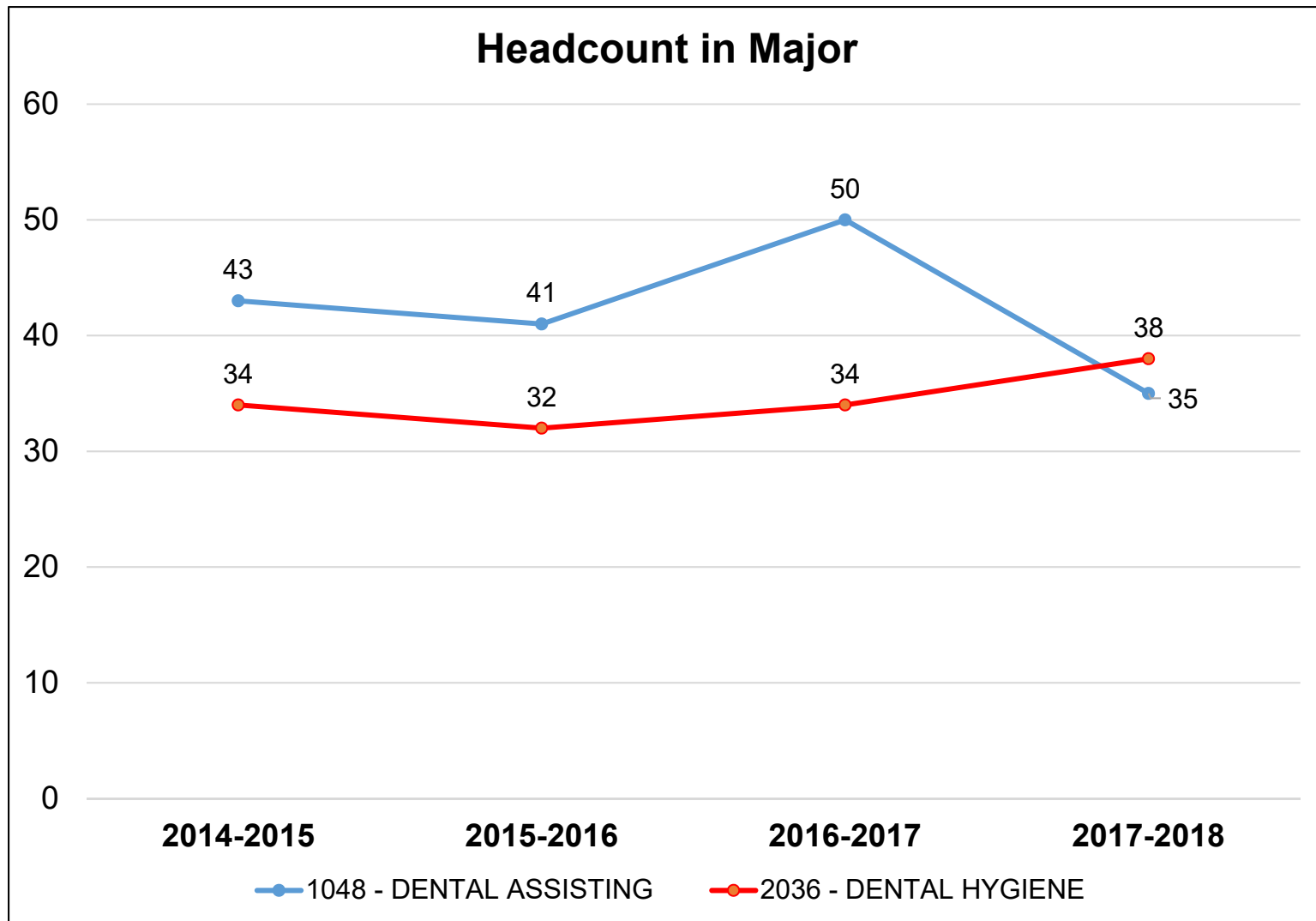
Source: Florida Education Training Placement Information Program (FETPIP).

■ Indicates the College average above the State Averages
■ Indicates the College average same as the State Averages
■ Indicates the College average below the State Averages

*Currently Inactive Program

N/A - No placement data for the program.

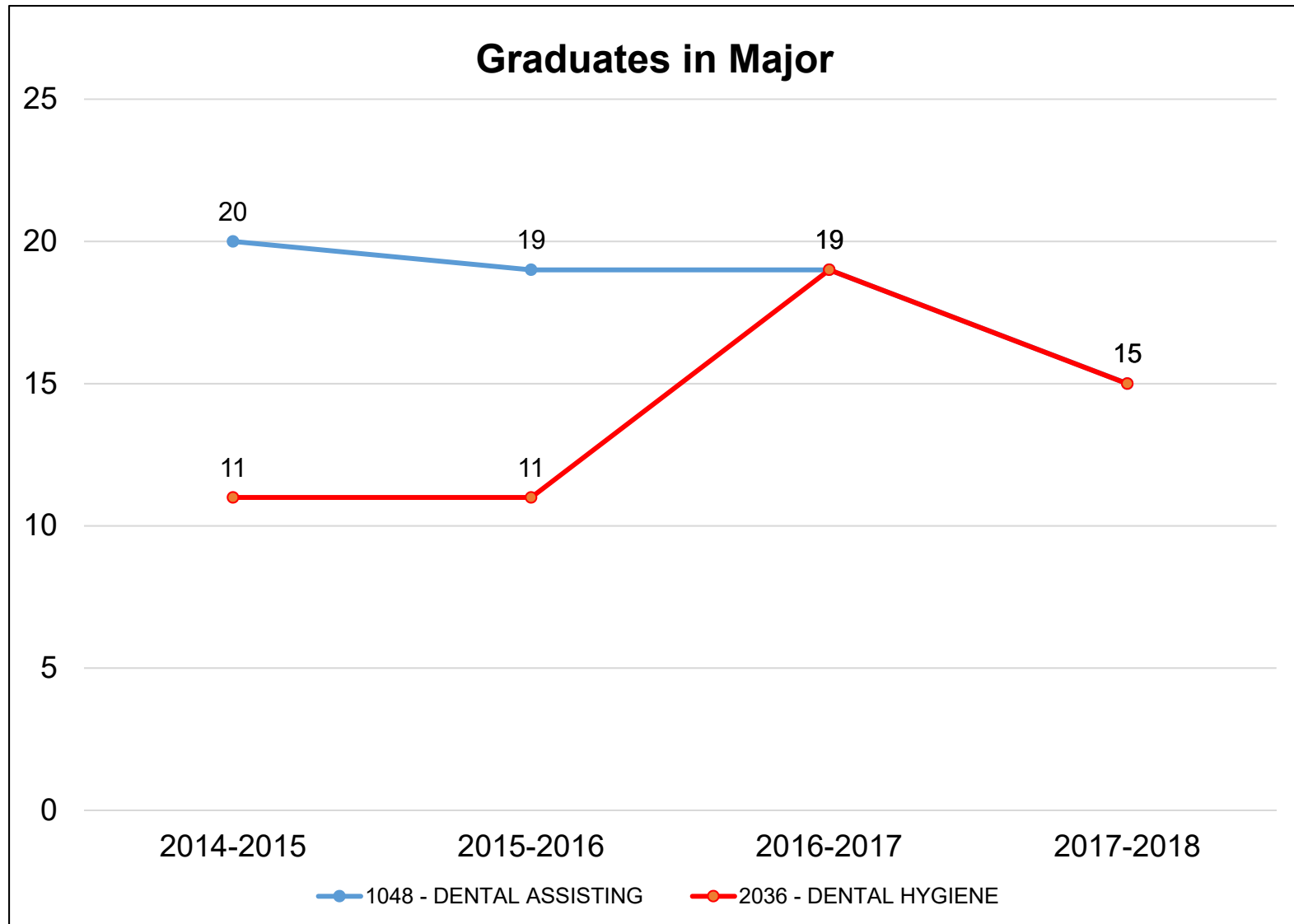
\$**,*** Less than 10 graduates found employed.

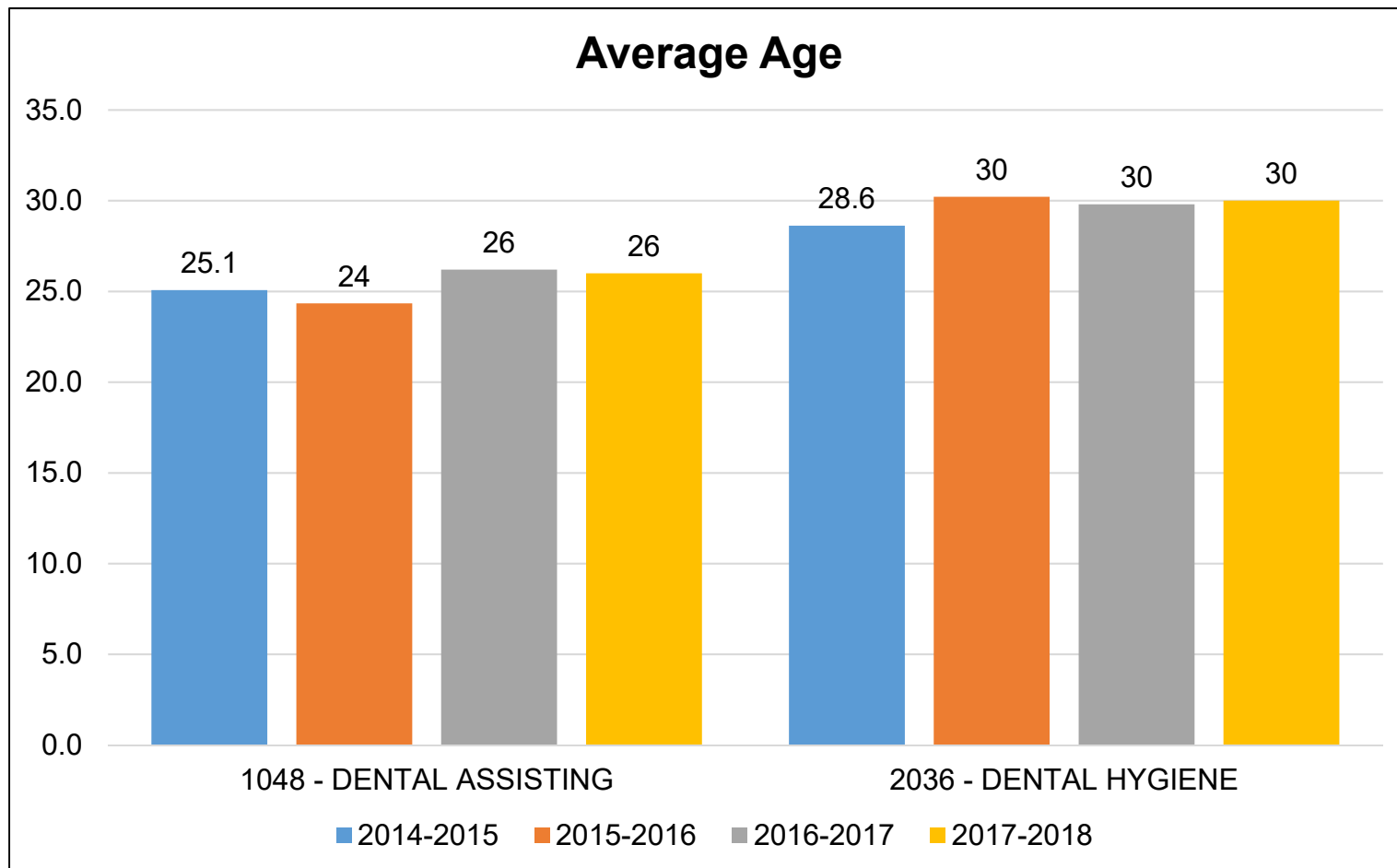


College Enrollment Decreased: 0.7%(14/15); 1.15% (15/16); 3.7%(16/17); 0.7%(17/18)

Students are duplicated across programs, unduplicated in the total.

Source: IR Program Assessment Data

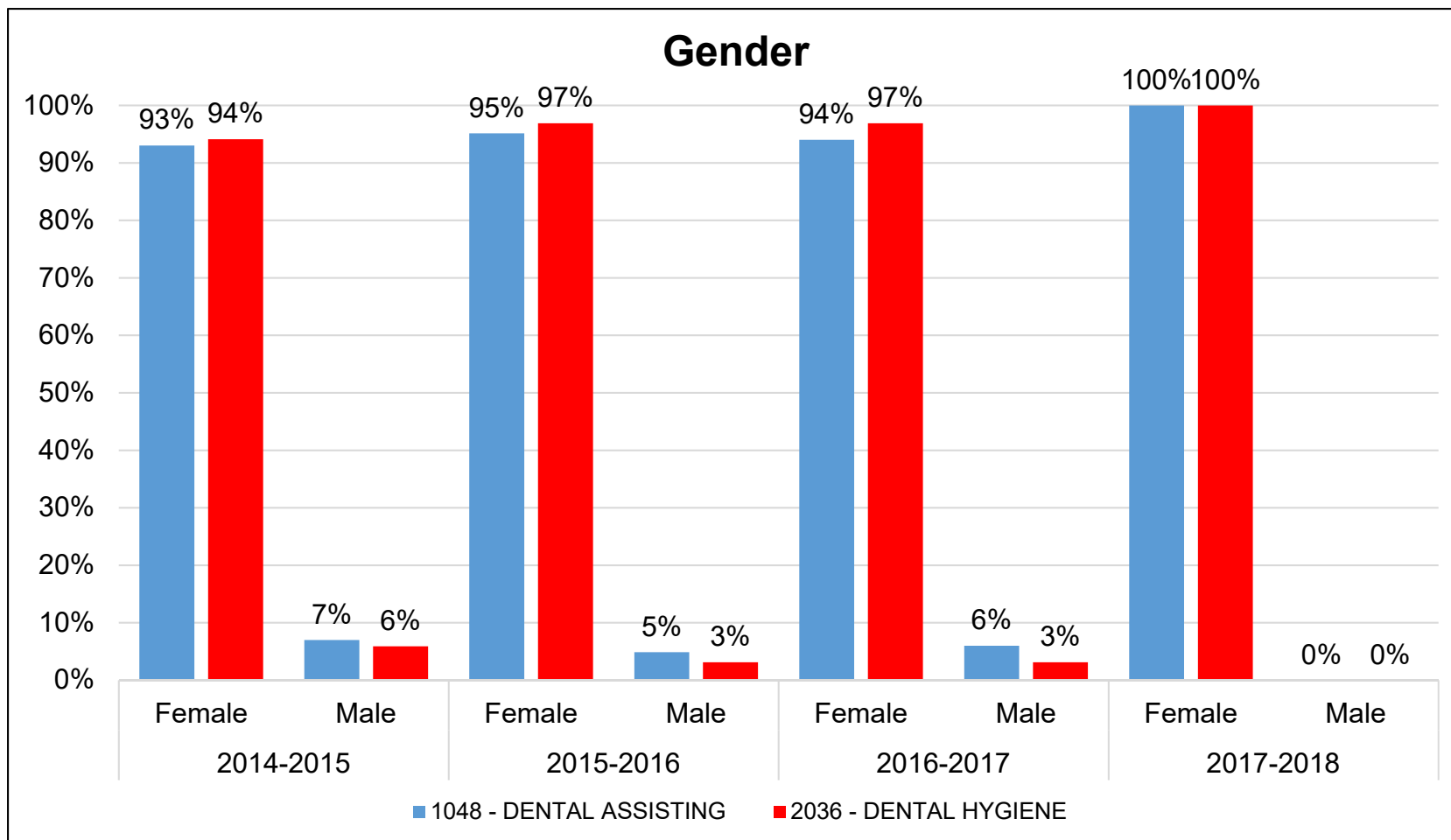




Major	2014-2015	2015-2016	2016-2017	2017-2018
School of Dental Sciences	27.1	28	28	28
Daytona State College	26.4	26	27	27

Source: IR Program Assessment Data

Calculation excludes individuals whose birthdates are not reported.

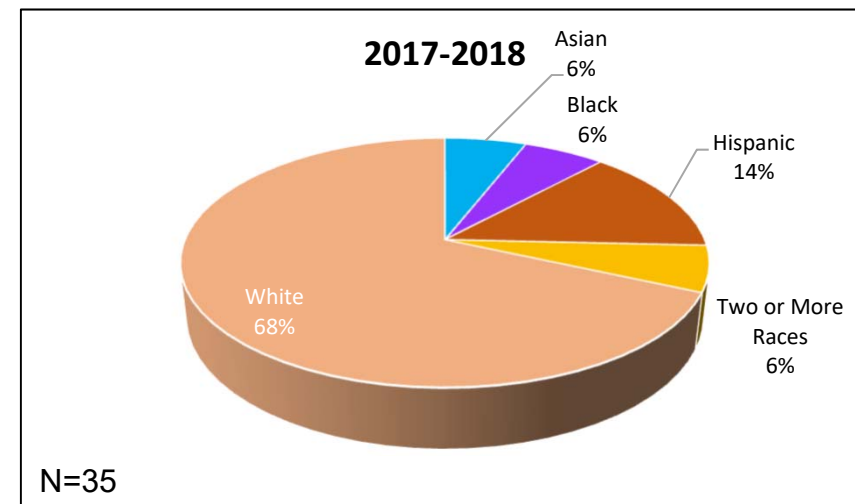
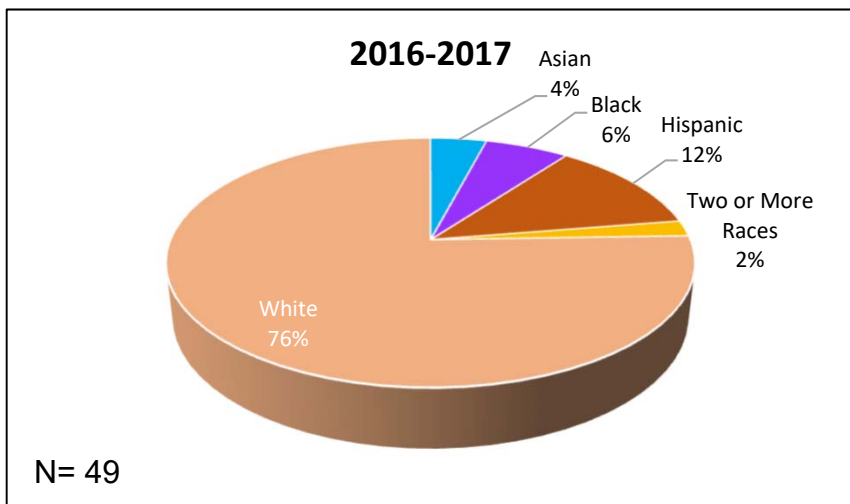
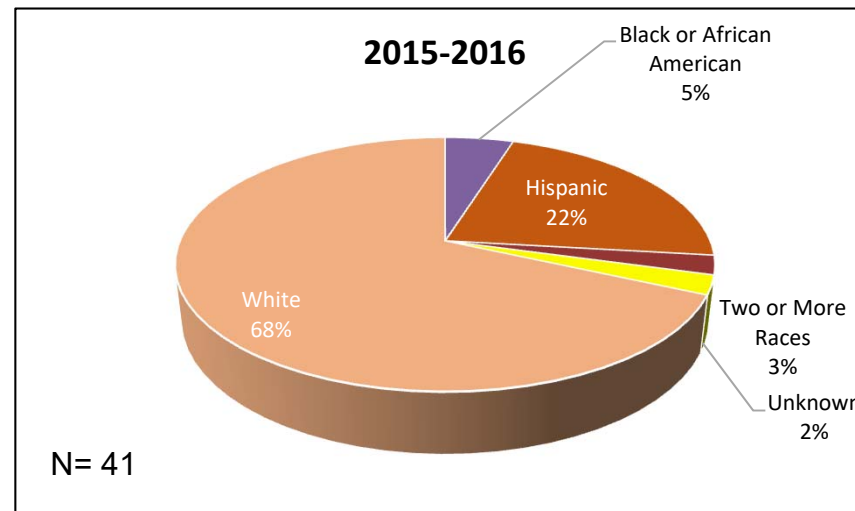
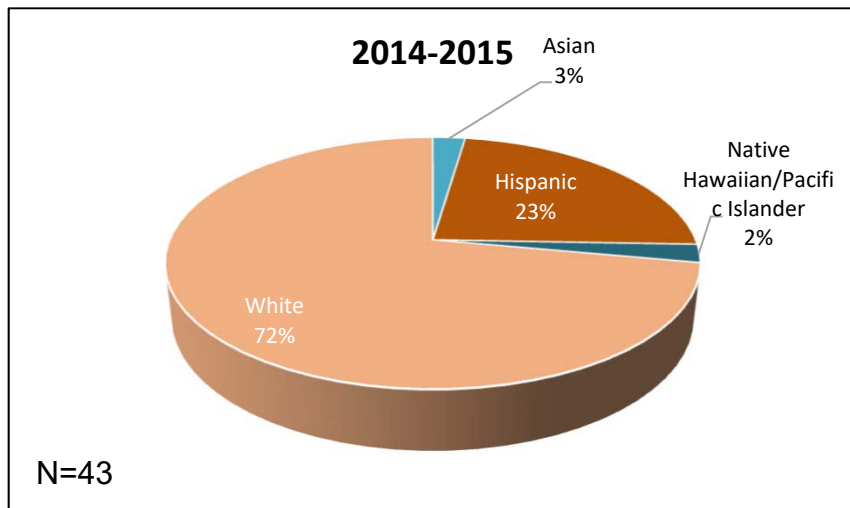


Major	2014-2015		2015-2016		2016-2017		2017-2018	
	Female	Male	Female	Male	Female	Male	Female	Male
Daytona State College	60%	40%	60%	40%	60%	40%	58%	39%

Excludes individuals whose gender is not reported.

Source: IR Program Assessment Data

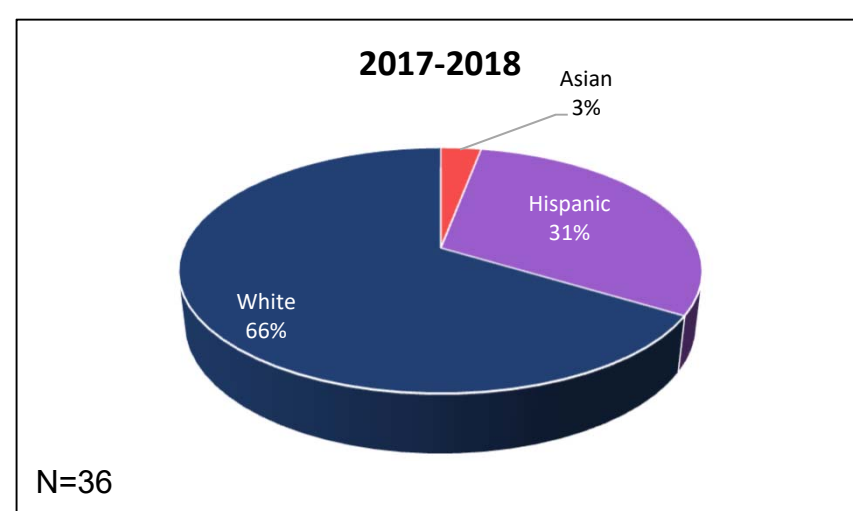
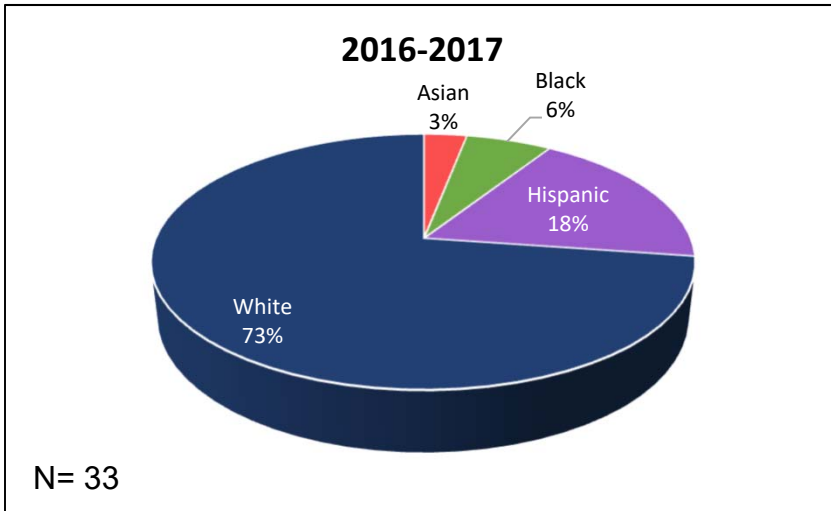
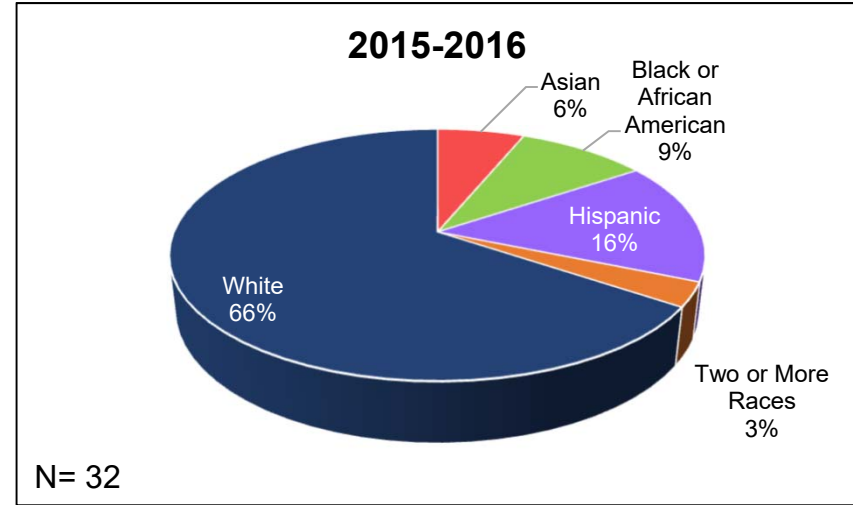
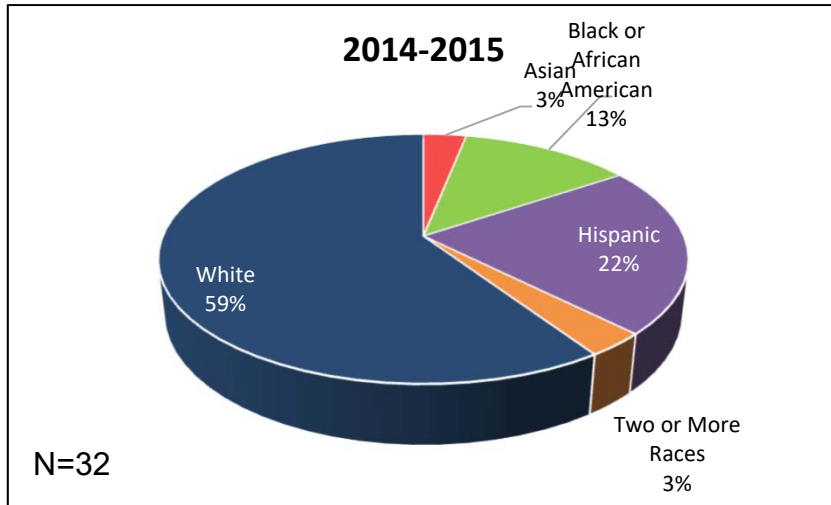
Race / Ethnicity Dental Assisting #104800



DSC Averages 2017-2018			
Black or African Amer	Hispanic	2 or More Races	White
14%	19%	3%	59%

Excludes individuals whose race / ethnicity is not reported. American Indian/Alaskan Native, 2 or more races, Pacific Islander & Non Resident Alien <3%

Race / Ethnicity Dental Hygiene #203600



DSC Averages 2017-2018			
Black or African Amer	Hispanic	2 or More Races	White
14%	19%	3%	59%

Excludes individuals whose race / ethnicity is not reported. American Indian/Alaskan Native, 2 or more races, Pacific Islander & Non Resident Alien <3%