

ASSESSMENT DAY

College of Workforce, Continuing and Adult Education
Cosmetology and Barbering
September 26, 2016

Academic Assessment

	LEVEL	FOCUS	CONDUCTED BY	FREQUENCY
Academic Success Committee	Program	<ul style="list-style-type: none"> Quality of assessment practices 	Committee of peers	Years 1 & 2
Instructional Program Review	Program / Cluster	<ul style="list-style-type: none"> Enrollment, retention, completion Industry certifications and job placement Program budget and staffing Advisory committees Curriculum changes 	Committee of peers	Year 3
Assessment Day	Course/ Program	<ul style="list-style-type: none"> Enrollment by demographics Graduation and retention Average class size Course success rate Placement rate SLOs, PLOs and ILOs 	Program Chair and Faculty	Years 1, 2, 3

Programs

[1084 - Cosmetology](#)

[1204 - Barbering](#)

Courses

[COS0012L](#) Barbering Lab -
Level I

[COS0082L](#) Cosmetology III Lab

[COS0501L](#) Barbering Bridge
Lab - Introduction to Barbering:
Shaves/Beards/Mustaches

[COS0570L](#) Barbering Lab -
Level IV

[COS0930](#) Special
Topics/Seminar in Cosmetology

[COS0080L](#) Cosmetology I Lab

[COS0083L](#) Cosmetology IV Lab

[COS0511L](#) Barbering Lab -
Level II

[COS0580L](#) Barbering Lab -
Level V

[CSP0003L](#) Cosmetology Bridge
Lab - Introduction to
Cosmetology

[COS0081L](#) Cosmetology II Lab

[COS0084L](#) Cosmetology V Lab

[COS0560L](#) Barbering Lab -
Level III

[COS0905](#) Directed Study in
Cosmetology

Last Assessment Day Action Items

Assessment Meeting: 09/14/2015

- Reword Program Learning Outcomes (PLOs) for both 1084 and 1204 programs. Faculty along with Karla Moore will work together in the next few weeks.
- Select the correct assessment measures for the new PLOs.
- Skills demo with alumni. Internal marketing strategies to be brainstorm to keep students on track.
- Direct contact for admissions, financial aid, etc.
- Job fair.
- Brainstorm teaching styles among faculty.
- Targets of at least 5% increase for each performance funding measures were set by the faculty.

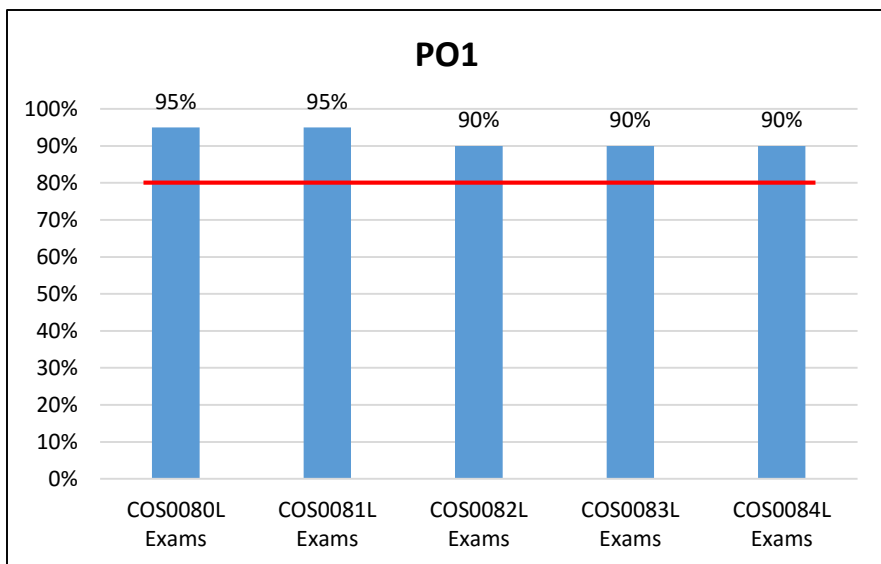
Cosmetology Program Learning Outcomes

Graduates of the program will be able to:

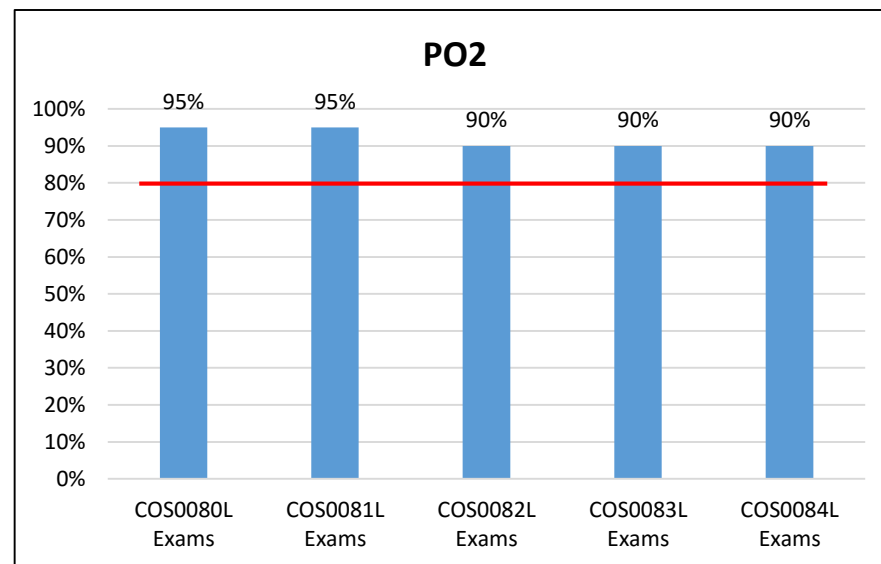
1. Master and complete all skills required by the State Board of Cosmetology.
2. Demonstrate in a classroom setting, the theory and skill based training for safe and efficient work practices based on OSHA and the Department of Business and Professional Regulations.
3. Master all skills in hair, skin and nails.
4. Apply critical thinking skills to solve problems that may arise in the cosmetology industry.

Assessment Data 2015-2016

1084 - Cosmetology



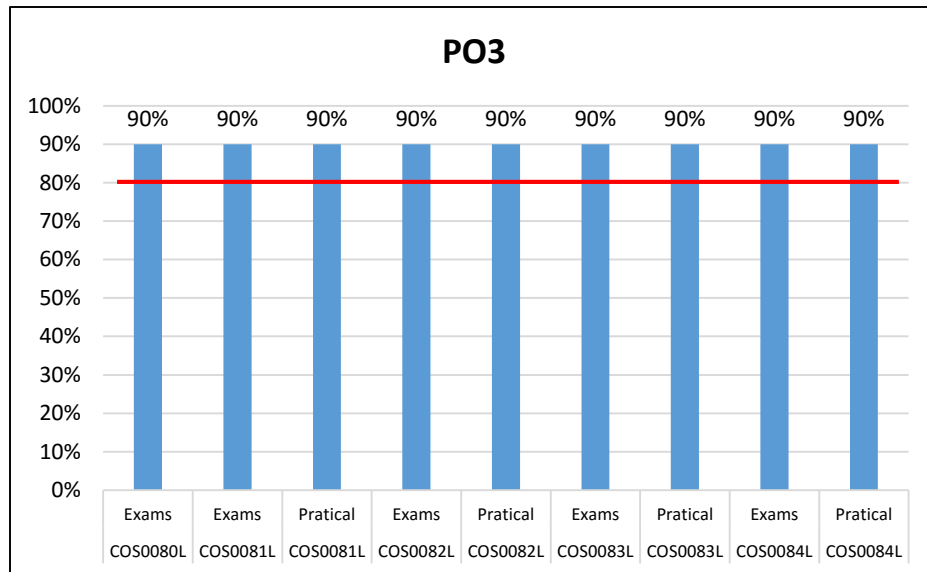
Master and complete all skills required by the State Board of Cosmetology



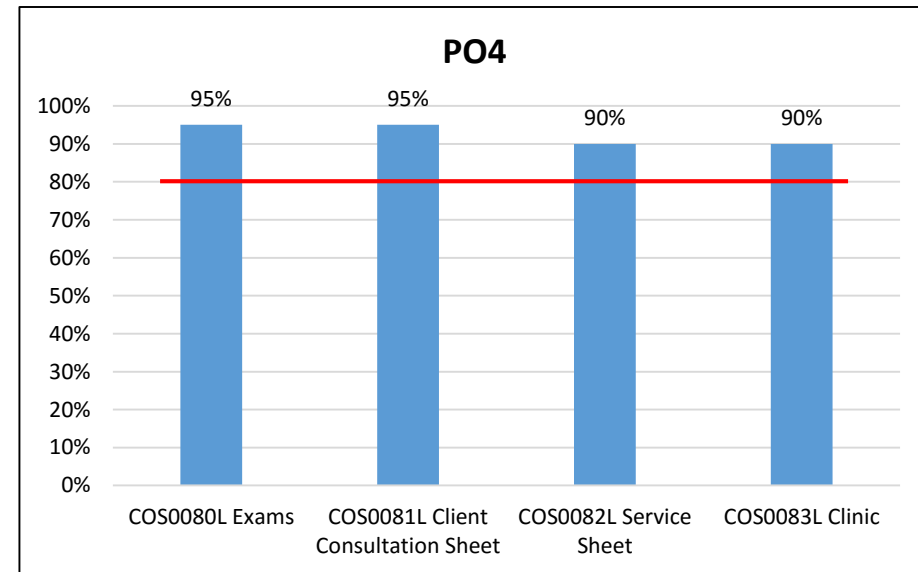
Demonstrate in a classroom setting, the theory and skill based training for safe and efficient work practices based on OSHA and the Department of Business and Professional Regulations

Assessment Data 2015-2016

1084 - Cosmetology



Master all skills in hair, skin and nails.



Apply critical thinking skills to solve problems that may arise in the cosmetology industry.

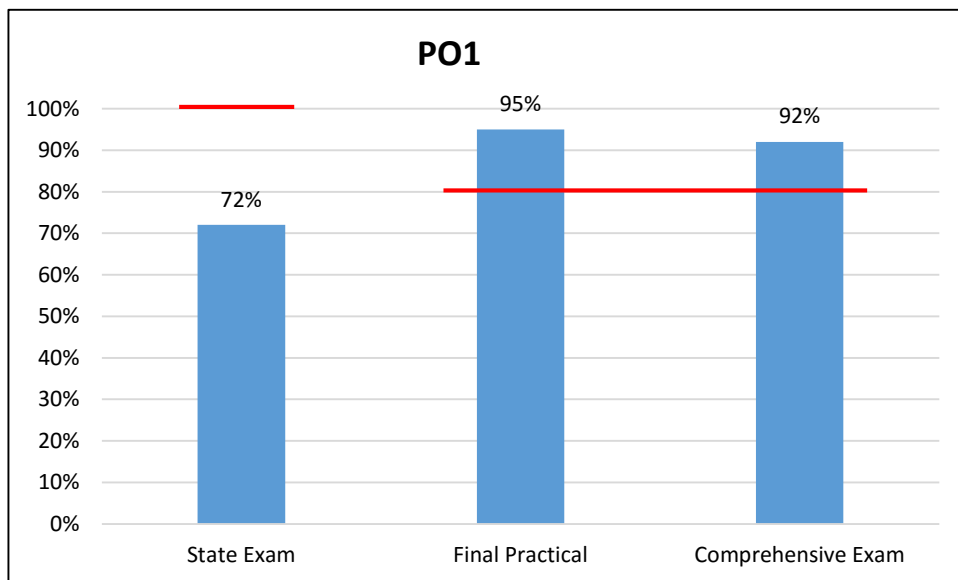
Barbering Program Learning Outcomes

Graduates of the program will be able to:

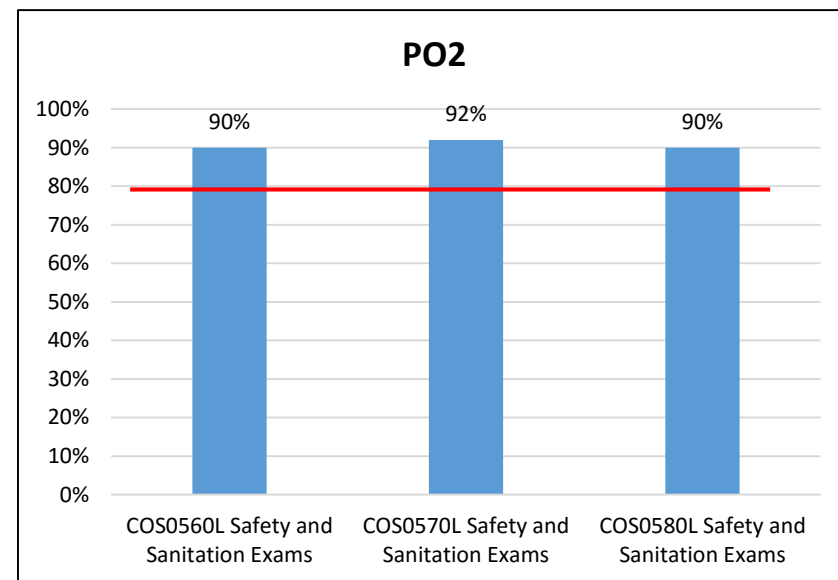
1. Complete all skills and techniques as required by State Board in the following categories: FL Law, Hair Structure & Chemistry, Haircutting & Styling, Shampooing, Chemical Procedures, Shaving, Beard & Mustache Trimming.
2. Demonstrate in a classroom setting, the theory and skill based training for safe and efficient work practices based on Occupational Safety and Health Administration (OSHA) standards and the Department of Business and Professional Regulations.
3. Develop a professional image, business standards and employability skills to satisfy a diverse population.
4. Apply critical thinking skills to solve problems that may arise in the barbering industry.

Assessment Data 2015-2016

1204 - Barbering



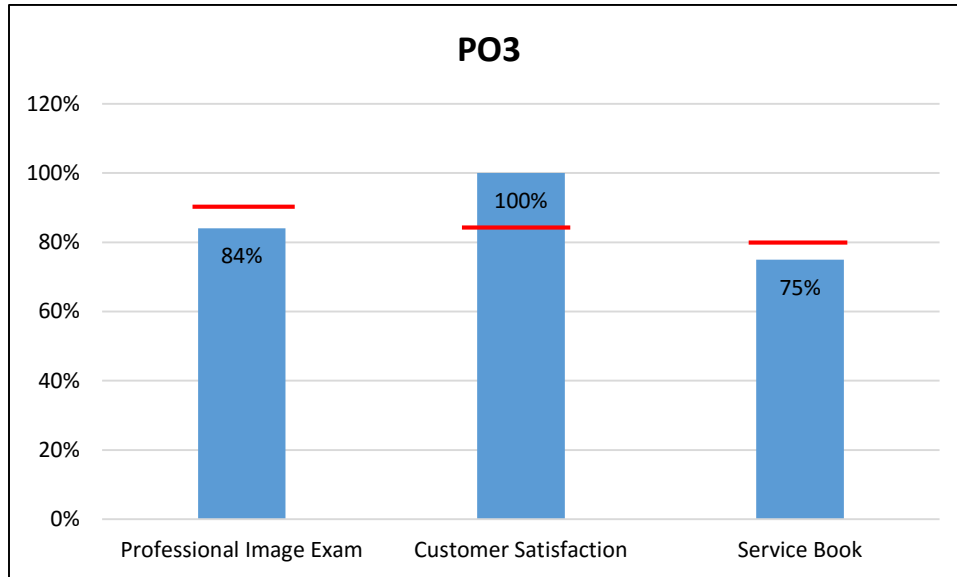
Complete all skills and techniques as required by State Board in the following categories: FL Law, Hair Structure & Chemistry, Haircutting & Styling, Shampooing, Chemical Procedures, Shaving, Beard & Mustache Trimming



Demonstrate in a classroom setting, the theory and skill based training for safe and efficient work practices based on Occupational Safety and Health Administration (OSHA) standards and the Department of Business and Professional Regulations

Assessment Data 2015-2016

1204 - Barbering



Develop a professional image, business standards and employability skills to satisfy a diverse population



Apply critical thinking skills to solve problems that may arise in the barbering industry

Assessment Data 2015-2016

Program vs. Institutional Learning Outcomes

Program	Critical/ Creative Thinking	Communication	Cultural Literacy	Information and technical Literacy
1084 - Cosmetology	90%	90%	90%	95%
1204 - Barbering	72%-96%	75%-100%	100%	90%

Assessment Data 2014-2015

Program vs. Institutional Learning Outcomes

Program	Critical/ Creative Thinking	Communication	Cultural Literacy	Information and technical Literacy
1084 - Cosmetology	90%	90%	90%	95%
1204 - Barbering	100%	90%	90%	90%

Course Success Rates

Major and Associated Courses (All courses offered in ONLY 1 IM)		IM	2012-2013		2013-2014		2014-2015		2015-2016	
			# Attempted	% Successful	# Attempted	% Successful	# Attempted	% Successful	# Attempted	% Successful
1084- Cosmetology	COS0080L	Lab	129	84%	135	82%	113	89%	126	89%
	COS0081L	Lab	114	85%	118	85%	109	87%	116	88%
	COS0082L	Lab	99	88%	114	85%	114	91%	96	99%
	COS0083L	Lab	99	89%	98	91%	103	91%	104	86%
	COS0084L	Lab	92	92%	93	87%	93	88%	81	91%
	COS0905	DIS	2	100%	4	100%	9	100%	4	100%
1204- Barbering	COS0012L	Lab			26	100%	19	100%	21	76%
	* COS0501L	Lab			8	88%	8	100%	10	100%
	COS0511L	Lab			27	89%	18	89%	20	85%
	COS0560L	Lab			17	100%	15	87%	20	100%
	COS0570L	Lab			15	93%	13	92%	24	88%
	COS0580L	Lab					21	100%	20	90%
DSC	Hybrid			82%		81%		83%		81%
	Lecture			77%		77%		78%		80%
	Online			76%		75%		76%		78%

■ Indicates a success rate of 90% or higher
■ Indicates a success rate between 70% and 89%
■ Indicates a success rate below 70%

Source: IR Program Assessment Data




Course Success Rates by Campus - Multiple Campuses Only

Major, Associated Courses and Campus			2012-2013		2013-2014		2014-2015		2015-2016	
			# Attempted	% Successful	# Attempted	% Successful	# Attempted	% Successful	# Attempted	% Successful
1084- Cosmetology	COS0080L	Daytona	73	88%	94	87%	70	91%	69	87%
		Deltona	56	80%	41	71%	43	86%	57	91%
	COS0081L	Daytona	65	83%	84	87%	69	91%	63	84%
		Deltona	49	88%	34	79%	40	80%	53	92%
	COS0082L	Daytona	52	92%	80	86%	78	90%	53	100%
		Deltona	47	83%	34	82%	36	94%	43	98%
	COS0083L	Daytona	57	95%	68	88%	68	91%	63	78%
		Deltona	42	81%	30	97%	35	91%	41	98%
	COS0084L	Daytona	47	89%	52	81%	65	89%	49	98%
		Deltona	45	96%	41	95%	28	86%	32	81%

■ Indicates a success rate of 90% or higher
■ Indicates a success rate between 70% and 89%
■ Indicates a success rate below 70%

Course Success Rates - Multiple Session or Sub-sessions Only

Major, Associated Courses and Session (All courses offered in Full term only.)				2012-2013		2013-2014		2014-2015		2015-2016	
				# Attempted	% Successful	# Attempted	% Successful	# Attempted	% Successful	# Attempted	% Successful
1084 - Cosmetology	COS0080L	FA	Full term	70	80%	70	86%	68	91%	79	89%
		SP	Full term	59	90%	49	76%	28	89%	47	89%
		SU	Full term			16	88%	17	82%		
	COS0081L	FA	Full term	61	87%	76	88%	84	87%	74	89%
		SP	Full term	53	83%	42	79%	25	88%	42	86%
	COS0082L	FA	Full term			11	100%	16	69%	7	100%
		SP	Full term	55	100%	58	84%	63	98%	65	98%
		SU	Full term	44	73%	45	82%	35	89%	24	100%
	COS0083L	FA	Full term	38	76%	33	94%	33	91%	39	95%
		SP	Full term	53	98%	65	89%	70	91%	65	80%
		SU	Full term	8	88%						
	COS0084L	FA	B term							3	100%
		FA	Full term	43	93%	33	85%	32	88%	23	87%
		SP	Full term			8	88%	9	89%		
		SU	Full term	49	92%	52	88%	52	88%	55	93%
	COS0905	FA	Full term	1	100%	1	100%	2	100%	3	100%
		SP	Full term	1	100%	3	100%	4	100%	1	100%
		SU	Full term					3	100%		

 Indicates a success rate of 90% or higher
 Indicates a success rate between 70% and 89%
 Indicates a success rate below 70%

Course Success Rates - Multiple Session or Sub-sessions Only

Major, Associated Courses and Session (All courses offered in Full term only.)				2013-2014		2014-2015		2015-2016	
				# Attempted	% Successful	# Attempted	% Successful	# Attempted	% Successful
1204 - Barbering	COS0012L	FA	A term					2	100%
		FA	Full term	17	100%	7	100%	8	75%
		SP	Full term	9	100%	12	100%	11	73%
	COS0501L	FA	Full term	3	67%	3	100%	4	100%
		SP	Full term	5	100%	3	100%	3	100%
		SU	Full term			2	100%	3	100%
	COS0511L	FA	Full term	17	94%	7	86%	9	89%
		SP	Full term	10	80%	11	91%	11	82%
	COS0560L	FA	Full term					5	100%
		SP	Full term	17	100%	6	100%	8	100%
		SU	Full term			9	78%	7	100%
	COS0570L	FA	Full term			7	100%	16	94%
		SP	Full term	15	93%	6	83%	8	75%
	COS0580L	FA	Full term			7	100%	11	91%
		SP	Full term					5	80%
SU		Full term			14	100%	4	100%	

Indicates a success rate of 90% or higher
 Indicates a success rate between 70% and 89%
 Indicates a success rate below 70%

Average Class Size

Major and Associated Courses (All courses offered in ONLY 1 IM)		IM	2012-2013		2013-2014		2014-2015		2015-2016	
			Sections	Avg. Size	Sections	Avg. Size	Sections	Avg. Size	Sections	Avg. Size
1084- Cosmetology	COS0080L	Lab	4	32	5	27	5	23	4	32
	COS0081L	Lab	4	29	5	24	5	22	4	29
	COS0082L	Lab	5	20	5	23	5	23	5	19
	COS0083L	Lab	6	17	5	20	5	21	6	17
	COS0084L	Lab	7	13	5	19	5	19	5	16
	COS0905	Lab							2	2
1204- Barbering	COS0012L	Lab			2	14	2	10	3	7
	COS0501L	Lab							3	3
	COS0511L	Lab			2	14	2	9	3	7
	COS0560L	Lab			1	17	2	8	4	5
	COS0570L	Lab			1	15	2	7	5	5
	COS0580L	Lab					2	11	4	5

Instructional Method	2015-2016 Average Size
Hybrid	21
Lecture	22
Online	30
College Total	25

Licensing Exam

	2008/09	2009/10	2010/11	2011/12	2012/13	2013/14	2014/15
Barbering						100%	N/A
Cosmetology	86.3%	89%	95%	95%	96%	95%	N/A

Source: Daytona State Department Chairs are solicited for this data.

Graduation Rates

Major	Summer or Fall Term	Registered in First Course	Graduation			
			Graduated within 150% Time	Graduation Rate	Graduated within 200% Time	Graduation Rate
1084- Cosmetology	FA12	71	45	63.4%	47	66.2%
	FA13	86	46	53.5%	47	54.7%
	FA14	85	50	58.8%	51	60.0%
	FA15– In Progress	79	36	45.6%	36	45.6%
1204- Barbering	FA13	17	14	82.4%	14	82.4%
	FA14	7	2	28.6%	2	28.6%
	FA15– In Progress	10	4	40.0%	4	40.0%

Less than College average (150%- 44.8%, 200%- 49.23%)

1084 PT program courses began in SP13.

1204 began in FA13. 1204 PT program discontinued FA15.

First Course- 1084- COS0080L, 1084 PT- COS0080PL, 1204- COS0012L, 1204 PT- COS0012PL

Fall term includes prior Summer term enrollment in major.

200% Graduation Rate includes graduates in 150% Rate.

Source: IR Program Assessment Data

Retention Rates

Major	Fall Term	Registered	Exclusions	Adjusted Cohort	Retained by DSC		Retained by Program		Retained by College
					N	%	N	%	%
1084 COSMETOLOGY	2011	171	84	87	4	5%	32	37%	42%
	2012	141	105	36	2	6%	8	22%	28%
	2013	144	72	72	5	7%	18	25%	32%
	2014	155	84	71	3	4.2%	15	21.1%	25%
1204 BARBERING	2013	23	14	9	1	11%	5	56%	67%
	2014	28	13	14			4	26.7%	27%

Less than College average (FT- 60.48%, PT- 52.08%)

Registered - Includes all students enrolled in the fall term of the specified year, with the specified program as their primary major.

Exclusions - Includes students who are deceased or graduated fall of the specified year or the following spring or summer.

Adjusted Cohort - Registered students less exclusions.

Not retained - Students who were not registered the following fall term.

Retained by DSC - Students who were still registered at DSC the following fall but with a different primary major.

Retained by Program - Students who were registered the following fall with the same primary major.

Source: IR Program Assessment Data

Placement Rates										
Program Title	Major(s)	2010/11		2011/12		2012/13		2013/14		Average Annual Salary
		DSC%	FCS%	DSC%	FCS%	DSC%	FCS%	DSC%	FCS%	
Cosmetology	1084	68%	67%	58%	64%	52%	58%	43%	48%	\$ 24,028

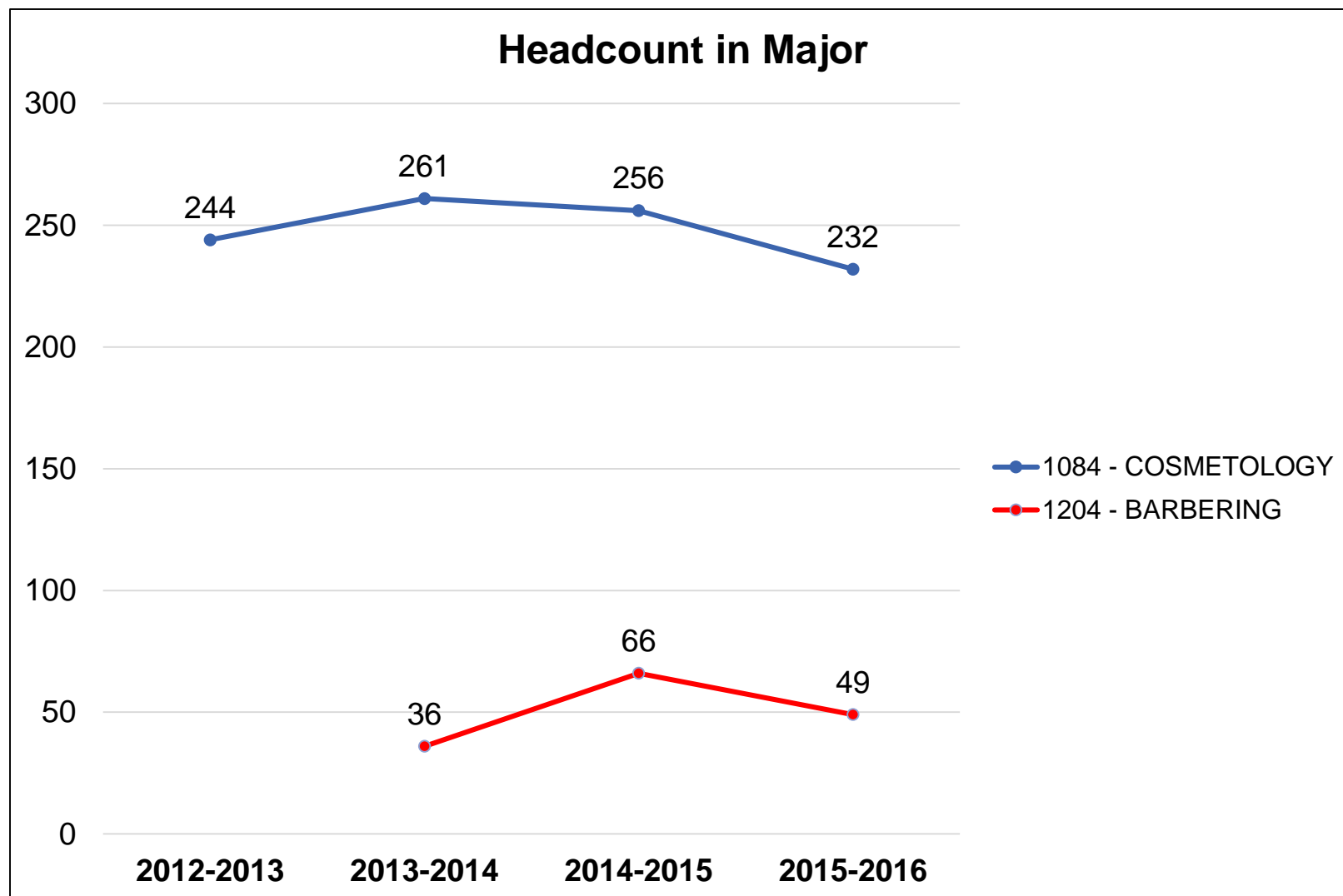
Source: Florida Education Training Placement Information Program (FETPIP)

■ Indicates the College average above the State Averages
■ Indicates the College average same as the State Averages
■ Indicates the College average below the State Averages

*Currently Inactive Program

N/A - No placement data for the program.

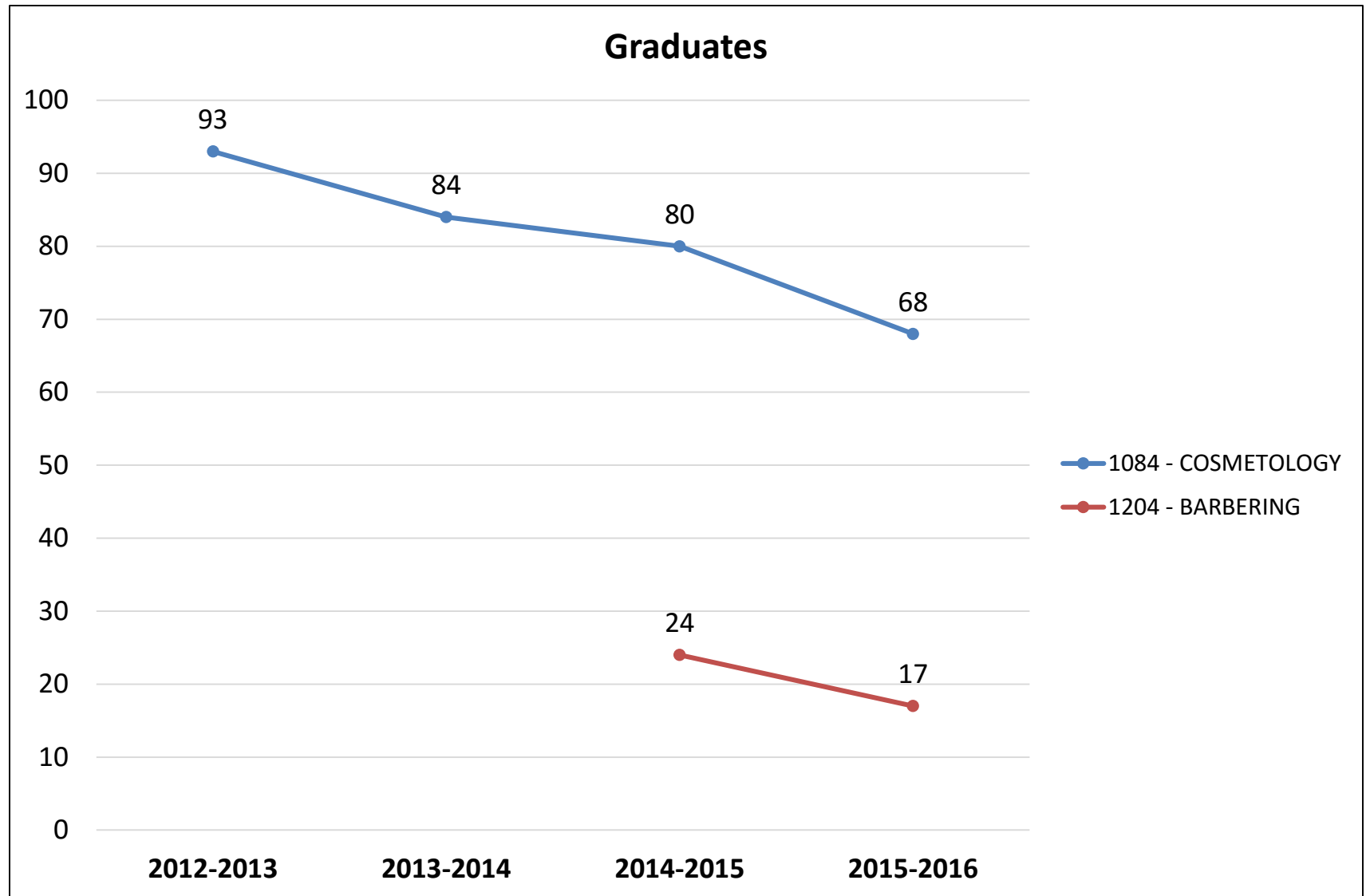
\$**,*** Less than 10 graduates found employed.



College Enrollment Decreased: 7.9%(12/13); 3%(13/14); 0.73%(14/15); 1.14% (15/16)

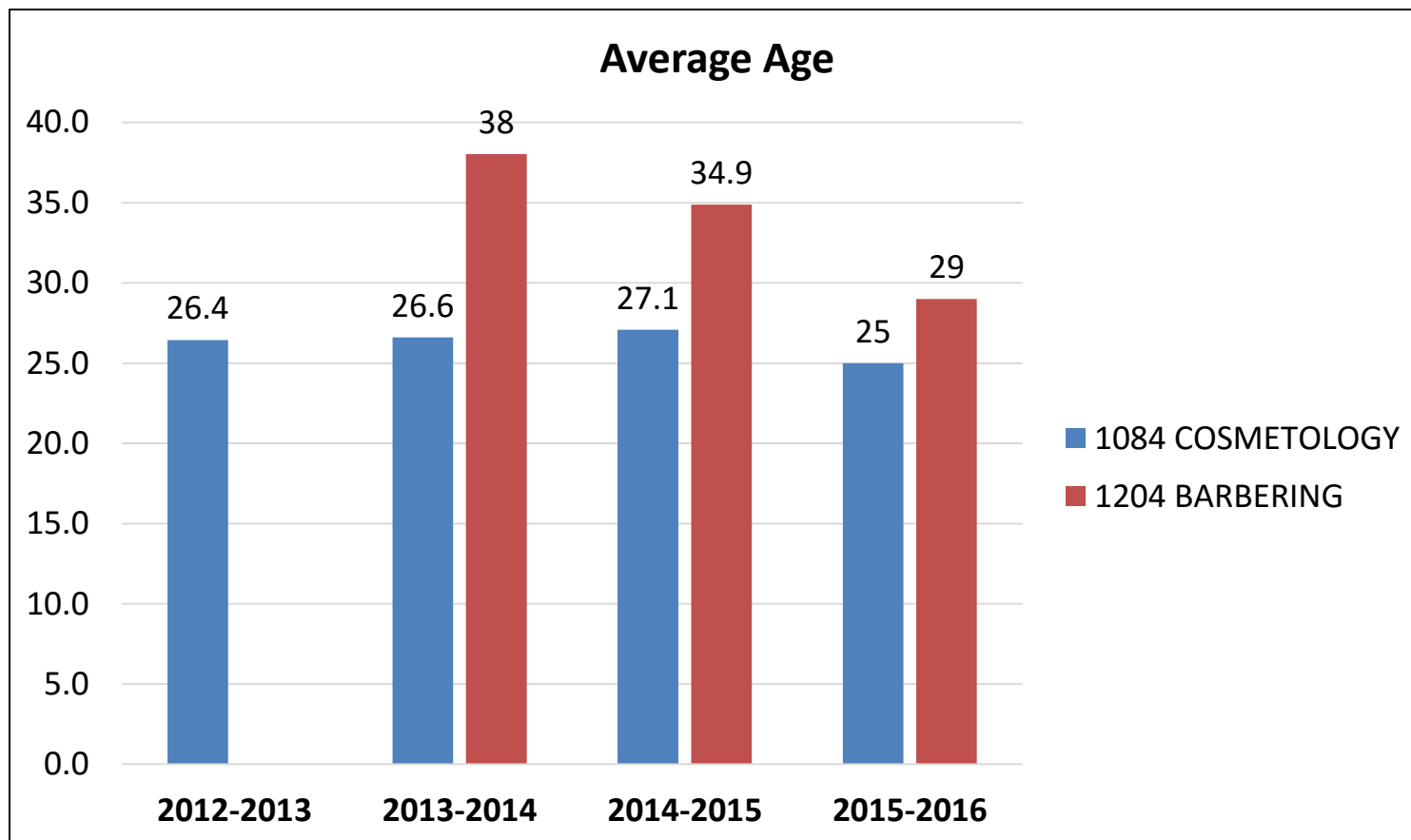
Source: IR Program Assessment Data

Students are duplicated across programs, unduplicated in the total.

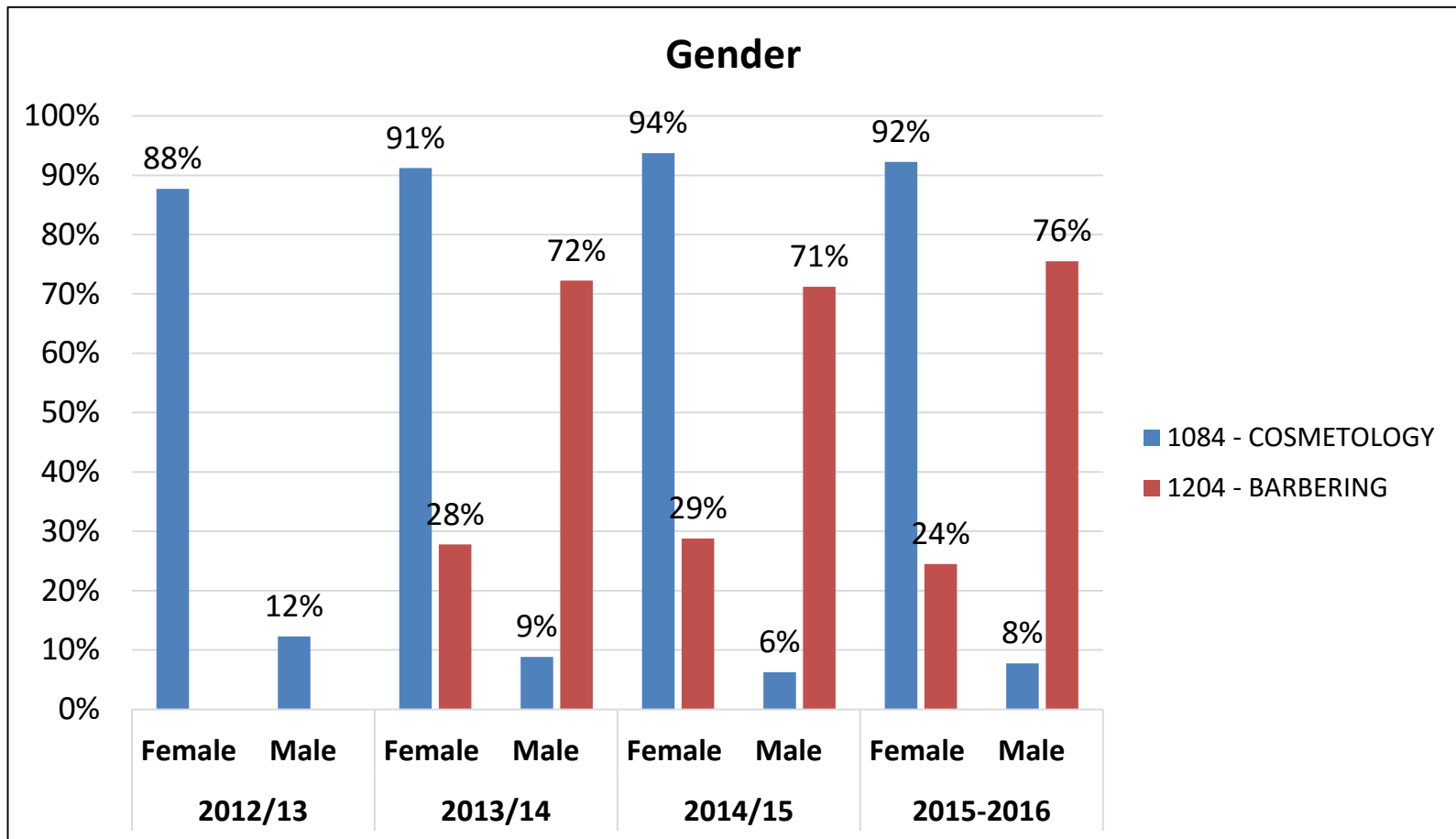


Blank cells or missing years indicate no graduates.

Source: IR Program Assessment Data



Major	2012-2013	2013-2014	2014-2015	2015-2016
All Programs	26.4	27.9	28.3	26
Daytona State College	26.7	26.6	26.4	26

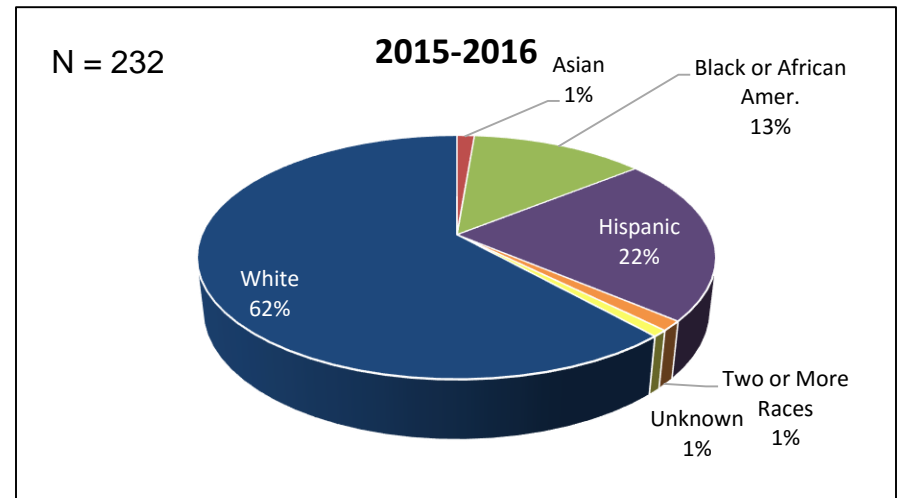
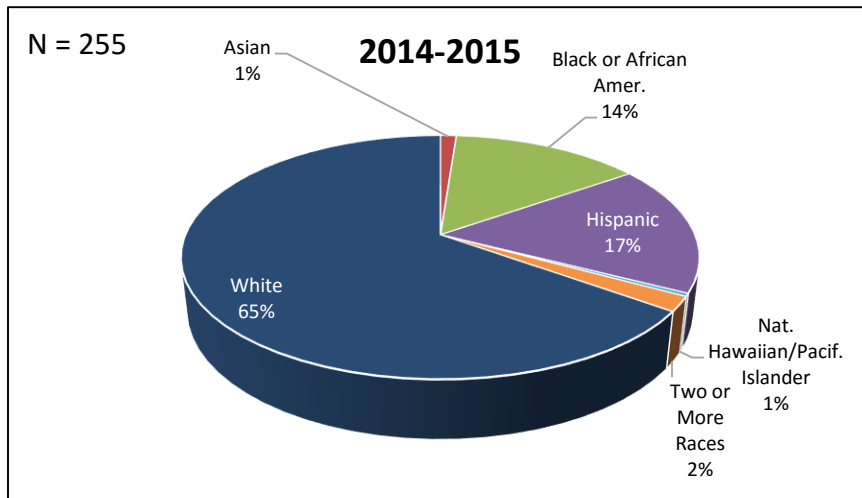
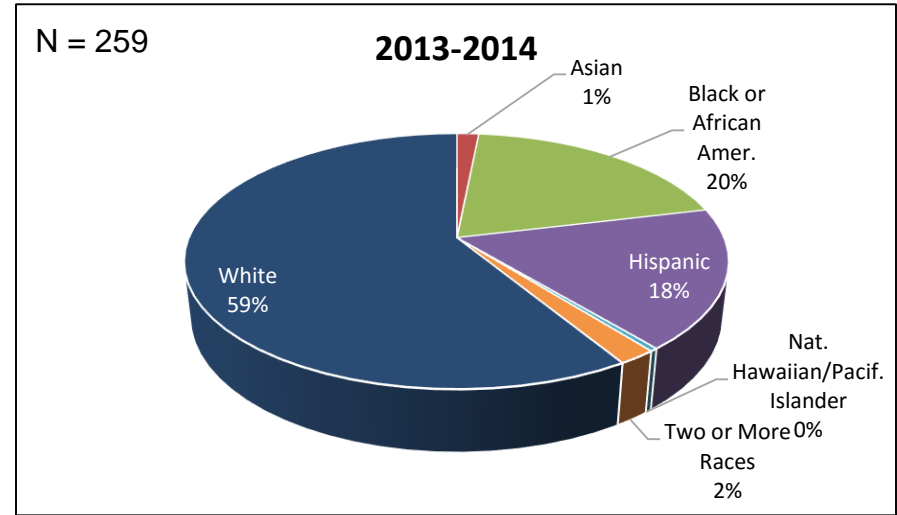
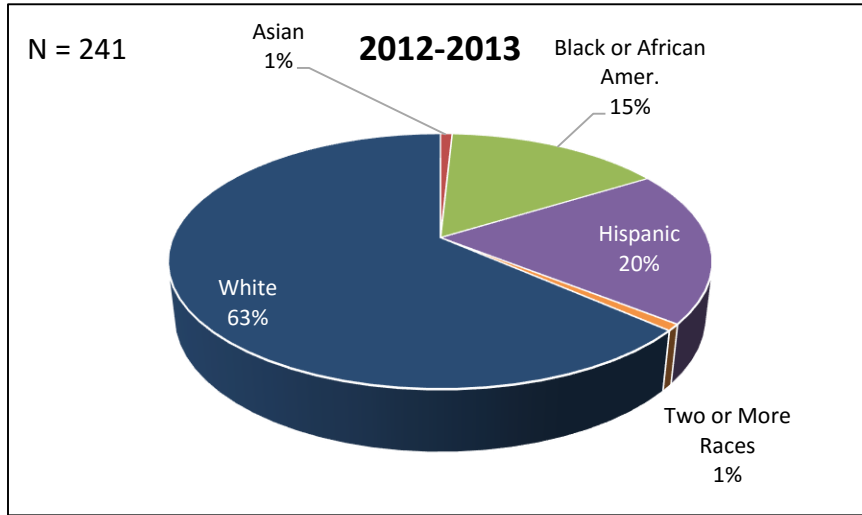


Major	2012-2013		2013-2014		2014-2015		2015-2016	
	Female	Male	Female	Male	Female	Male	Female	Male
Daytona State College	60%	40%	59%	41%	60%	40%	60%	40%

Excludes individuals whose gender is not reported.

Source: IR Program Assessment Data

Race / Ethnicity Cosmetology, # 108400

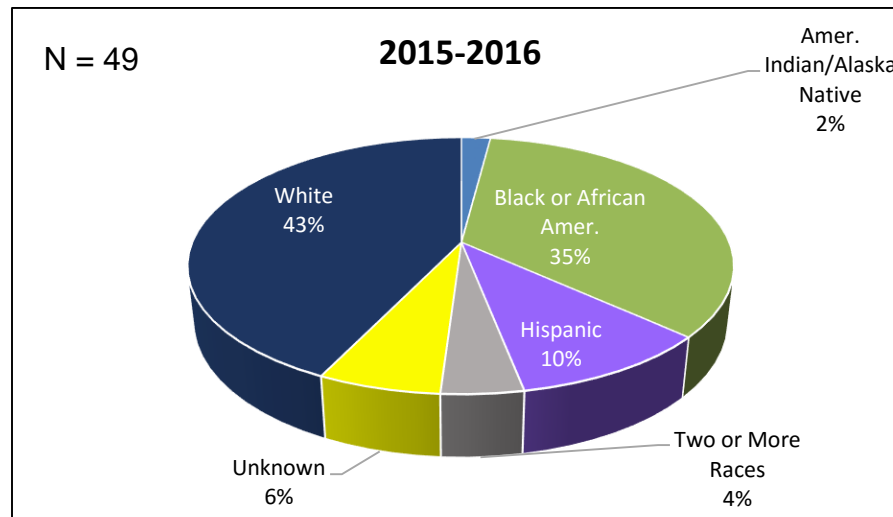
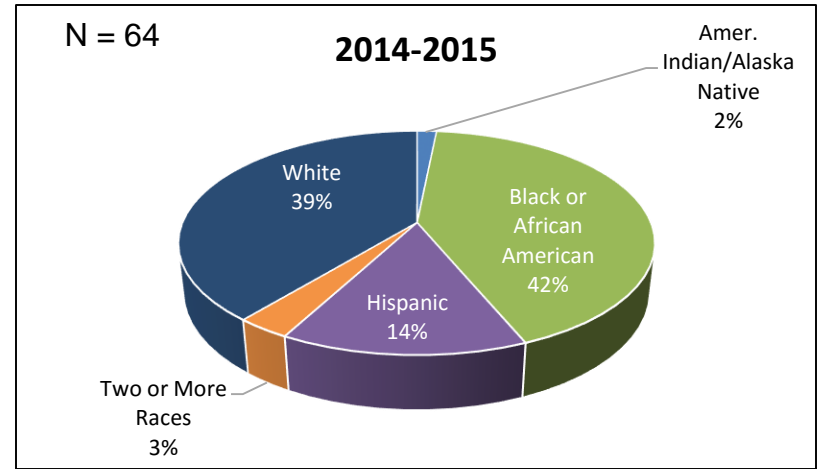
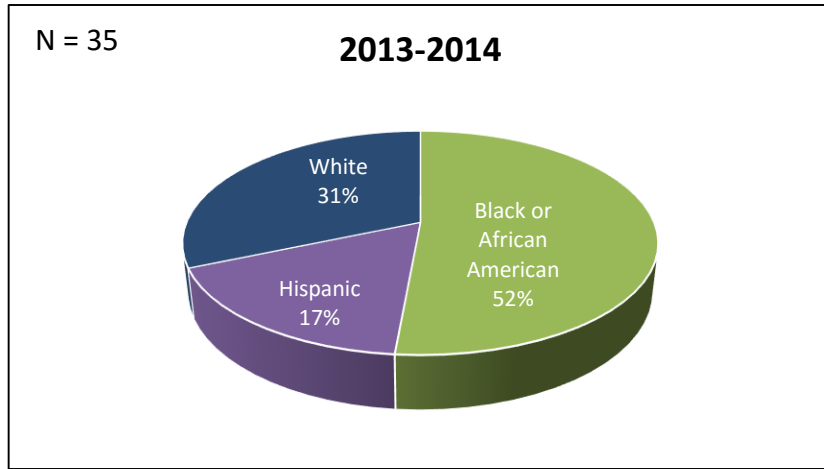


DSC Averages 2015-2016

Amer Indian/ Alaska Native	Asian	Black or African Amer	Hispanic	Nat Hawaiian Pacif Islander	2 or More Races	White
0%	2%	14%	14%	0%	2%	66%

Excludes individuals whose race / ethnicity is not reported.

Race / Ethnicity Barbering, #120400



DSC Averages 2015-2016

Amer Indian/ Alaska Native	Asian	Black or African Amer	Hispanic	Nat Hawaiian Pacif Islander	2 or More Races	White
0%	2%	14%	14%	0%	2%	66%