

# ASSESSMENT DAY

---

College of Health and Public Services

School of Nursing

February 29, 2016

# Academic Assessment

	LEVEL	FOCUS	CONDUCTED BY	FREQUENCY
<b>Academic Success Committee</b>	Program	<ul style="list-style-type: none"> <li>Quality of assessment practices</li> </ul>	Committee of peers	Years 1 & 2
<b>Instructional Program Review</b>	Program / Cluster	<ul style="list-style-type: none"> <li>Enrollment, retention, completion</li> <li>Industry certifications and job placement</li> <li>Program budget and staffing</li> <li>Advisory committees</li> <li>Curriculum changes</li> </ul>	Committee of peers	Year 3
<b>Assessment Day</b>	Course/ Program	<ul style="list-style-type: none"> <li>Enrollment by demographics</li> <li>Graduation and retention</li> <li>Average class size</li> <li>Course success rate</li> <li>Placement rate</li> <li>SLOs, PLOs and ILOs</li> </ul>	Program Chair and Faculty	Years 1, 2, 3

# Programs

[6441 - Bachelor of Science in Nursing - BSN](#)

[2071 - Nursing \(Associate Degree\) \(Limited Access Program\)](#)

[2271 - Nursing \(Transition Into Profession\) \(Limited Access Program\)](#)

[1205 - Nursing Assistant \(Long Term Care\)](#)

[1095 - Practical Nursing \(Limited Access Program\)](#)

# Courses

[BSC0070](#) Basic Anatomy and Physiology for Health Careers

[NUR1010](#) Foundations of Nursing Practice

[NUR1230](#) Nursing Process III

[NUR1423L](#) Nursing Process II Lab

[NUR2905](#) Directed Study in Nursing

[NUR2990](#)

[NUR3145](#) Pharmacology

[NUR3846](#) Critical Approaches to Nursing Theory

[NUR4636L](#) Community Health Nursing with Practicum

[NUR4837](#) Health Care Policy and Economics

[PRN0042](#) Neuromuscular Sensory Nursing

[PRN0120](#) Maternal/Child Health Nursing

[PRN0207L](#) Medical-Surgical Nursing I Lab

[NUR1005](#) Transition into Professional Nursing

[NUR1020](#) Nursing Process I

[NUR1230L](#) Nursing Process III Lab

[NUR2731](#) Nursing Process IV

[NUR2940](#) Nursing Process V

[NUR3065](#) Health Assessment

[NUR3655](#) Nursing in a Multicultural Society

[NUR4169](#) Nursing Research and Evidence-Based Practice

[NUR4827](#) Leadership and Clinical Decision-Making

[PRN0004](#) Introduction to Nursing

[PRN0042L](#) Neuromuscular Sensory Nursing Lab

[PRN0120L](#) Maternal/Child Health Nursing Lab

[PRN0904](#) Directed Study in Practical Nursing

[NUR1005L](#) Transition into Professional Nursing Lab

[NUR1020L](#) Nursing Process I Lab

[NUR1423](#) Nursing Process II

[NUR2731L](#) Nursing Process IV Lab

[NUR2940L](#) Nursing Process V Lab

[NUR3125](#) Pathophysiology

[NUR3826](#) Legal and Ethical Aspects of Nursing

[NUR4636](#) Community Health Nursing

[NUR4827L](#) Leadership and Clinical Decision-Making Practicum

[PRN0004L](#) Introduction to Nursing Lab

[PRN0090](#) Nursing Assistant

[PRN0207](#) Medical-Surgical Nursing I

# Action Items from Last Assessment Day

## **Action Items for Improvement (3/30/2015):**

1. Research the opportunity to reinstitute dual enroll CNA program
2. Research the opportunity to recruit in Middle School and High Schools.  
Faculty/Instructor medical interest and High School Career Day.
3. Some curriculum changes for AS and BSN
4. Change major when student leaves program
5. Learning Outcome Assessment report:
  - a. Faculty will work on assessment measures and results for 14-15.

## Headcount by Major

Major	2012-2013	2013-2014	2014-2015
2071 - Nursing-Associate Degree	607	619	582
6441 - BS-Nursing - BSN		103	182
1095 - Practical Nursing	156	146	115
2271 - Nursing-Transition	54	69	85
1205 - Nursing Assistant (LTC)			41
<b>Total</b>	<b>814</b>	<b>903</b>	<b>998</b>

*College Headcount decreased: 2012/13 (9.6%), 2013/14 (6%), 2014/15 (7%)*

## Average Age by Program

Program	2012-2013	2013-2014	2014-2015
1095 - Practical Nursing	31.8	30.7	30.8
1205 - Nursing Assistant (LTC)			26.2
2071 - Nursing-Associate Degree	31.3	31.7	30.5
2271 - Nursing-Transition	35.4	36.4	36.4
6441 - BS-Nursing - BSN		37.0	36.4

*Calculation excludes individuals whose birthdates are not reported.*

	2012-2013	2013-2014	2014-2015
All Programs	31.6	32.4	32.9
Daytona State College	26.7	26.6	26.4

# Gender

Program	2012-2013		2013-2014		2014-2015	
	Female	Male	Female	Male	Female	Male
1095 - Practical Nursing	83%	17%	86%	14%	90%	10%
1205 - Nursing Assistant (LTC)					80%	20%
2071 - Nursing-Associate Degree	84%	16%	83%	17%	82%	18%
2271 - Nursing-Transition	87%	13%	84%	16%	79%	21%
6441 - BS-Nursing - BSN			92%	8%	91%	9%

Blank cells or missing years indicate no enrollment. Excludes individuals whose gender is not reported.

Major	2012-2013		2013-2014		2014-2015	
	Female	Male	Female	Male	Female	Male
Daytona State College	60%	40%	59%	41%	60%	40%



## Race / Ethnicity by Program 2012-13

	Head count	Amer Indian/ Alaska Native	Asian	Black or African Amer	Hispanic	Nat Hawaiian Pacific Islander	2 or More Races	White
1095 - Practical Nursing	156	1%	5%	15%	8%		1%	68%
1205 - Nursing Assistant (LTC)								
2071 - Nursing- Associate Degree	607	1%	3%	5%	9%		1%	81%
2271 - Nursing- Transition	54			31%	11%			57%
6441 - BS-Nursing - BSN								
<b>Total All Programs</b>	<b>814</b>	<b>1%</b>	<b>3%</b>	<b>9%</b>	<b>9%</b>		<b>1%</b>	<b>77%</b>

Excludes individuals whose race / ethnicity is not reported.  
Blank cells or missing years indicate no enrollment.

Source: IR Program Assessment Data

## Race / Ethnicity by Program 2013-14

	Head count	Amer Indian/ Alaska Native	Asian	Black or African Amer	Hispanic	Nat Hawaiian Pacific Islander	2 or More Races	White
1095 - Practical Nursing	146		3%	16%	14%		1%	65%
1205 - Nursing Assistant (LTC)								
2071 - Nursing- Associate Degree	619	1%	4%	5%	9%		1%	79%
2271 - Nursing- Transition	69		9%	17%	7%			72%
6441 - BS-Nursing - BSN	103	1%	1%	11%	14%		2%	71%
<b>Total All Programs</b>	<b>903</b>		<b>3%</b>	<b>9%</b>	<b>10%</b>		<b>1%</b>	<b>76%</b>

Excludes individuals whose race / ethnicity is not reported.  
Blank cells or missing years indicate no enrollment.

Source: IR Program Assessment Data

## Race / Ethnicity by Program 2014-15

	Head count	Amer Indian/ Alaska Native	Asian	Black or African Amer	Hispanic	Nat Hawaiian Pacific Islander	2 or More Races	White
<b>1095 - Practical Nursing</b>	<b>115</b>	<b>1%</b>	<b>3%</b>	<b>15%</b>	<b>17%</b>		<b>2%</b>	<b>63%</b>
<b>1205 - Nursing Assistant (LTC)</b>	<b>41</b>			<b>22%</b>	<b>7%</b>		<b>2%</b>	<b>66%</b>
<b>2071 - Nursing-Associate Degree</b>	<b>582</b>	<b>1%</b>	<b>3%</b>	<b>7%</b>	<b>11%</b>		<b>1%</b>	<b>77%</b>
<b>2271 - Nursing-Transition</b>	<b>85</b>		<b>1%</b>	<b>22%</b>	<b>11%</b>			<b>66%</b>
<b>6441 - BS-Nursing - BSN</b>	<b>182</b>	<b>1%</b>	<b>1%</b>	<b>14%</b>	<b>12%</b>		<b>2%</b>	<b>69%</b>
<b>Total All Programs</b>	<b>998</b>	<b>1%</b>	<b>2%</b>	<b>11%</b>	<b>11%</b>		<b>1%</b>	<b>72%</b>
<b>DSC</b>		<b>0.5%</b>	<b>2%</b>	<b>14%</b>	<b>13%</b>	<b>0.2%</b>	<b>2%</b>	<b>67%</b>

Excludes individuals whose race / ethnicity is not reported.  
Blank cells or missing years indicate no enrollment.

Source: IR Program Assessment Data

## Graduates in Major

Major	2012-2013	2013-2014	2014-2015
<b>2071 - Nursing-Associate Degree</b>	<b>197</b>	<b>193</b>	<b>207</b>
<b>1205 - Nursing Assistant (LTC)</b>		<b>19</b>	<b>62</b>
<b>1095 - Practical Nursing</b>	<b>70</b>	<b>57</b>	<b>50</b>
<b>2271 - Nursing-Transition</b>	<b>30</b>	<b>34</b>	<b>44</b>
<b>6441 - BS-Nursing - BSN</b>			<b>40</b>
<b>Total</b>	<b>297</b>	<b>303</b>	<b>403</b>

*Blank cells or missing years indicate no graduates.*

## Graduation Rates (1 of 2)

Major	Fall Cohort Year	# in Cohort	150% Graduates	150% Graduation Rate	200% Graduates	200% Graduation Rate
1095- Practical Nursing	2012	36	24	66.7%	24	66.7%
	2013	33	15	45.5%	16	48.5%
	2014	29	23	79.3%	23	79.3%
1205- Nursing Assistant	2012	NA				
	2013	NA				
	2014	25	22	88.0%	22	88.0%
2071- Nursing (AS Degree)	2010	139	110	79.1%	110	79.1%
	2011	130	107	82.3%	109	83.8%
	2012	129	94	72.9%	94	72.9%

**Less than College average (150%- 44.8%, 200%- 49.23%)**

Fall terms include prior Summer term enrollment in major.

Graduation within 200% time includes graduates within 150% time.

## Graduation Rates (2 of 2)

Major	Fall Cohort Year	# in Cohort	150% Graduates	150% Graduation Rate	200% Graduates	200% Graduation Rate
2271- Nursing (Transition)	2010	25	17	68.0%	17	68.0%
	2011	20	14	70.0%	15	75.0%
	2012	2	0	0.0%	0	0.0%
6441- BSN	2010	NA				
	2011	NA				
	2012	NA				

**Less than College average (150%- 44.8%, 200%- 49.23%)**

Fall terms include prior Summer term enrollment in major.

Graduation within 200% time includes graduates within 150% time.

## Retention Rates

Program and Cohort Year		Registered	Exclusions	Adjusted Cohort	Retained by DSC		Retained by Program		Total Retained by DSC
					N	%	N	%	
1095 Practical Nursing	2011	98	76	22	4	18.18%	5	22.73%	40.91%
	2012	80	64	16	3	18.75%	1	6.25%	25%
	2013	69	48	21	7	33.33%	2	9.52%	42.86%
2071 Nursing-Associate Degree	2011	436	179	257	11	4.28%	211	82.10%	86.38%
	2012	465	191	275	11	4%	230	84%	88%
	2013	478	192	286	24	8.39%	222	77.62%	86.01%
2271 Nursing-Transition	2011	60	27	35	1	2.86%	19	54.29%	57.14%
	2012	40	29	11			4	36.36%	36.36%
	2013	24	12	12	2	16.67%	9	75%	91.67%

**Less than College average (FT- 60.48%, PT- 52.08%)**

Registered - Includes all students enrolled in the fall term of the specified year, with the specified program as their primary major.

Exclusions - Includes students who are deceased or graduated fall of the specified year or the following spring or summer.

Not retained - Students who were not registered the following fall term.

Retained by DSC - Students who were still registered at DSC the following fall but with a different primary major.

Retained by Program - Students who were registered the following fall with the same primary major.

Source: IR Program Assessment Data

## Average Class Size by Course (1 of 2)

Major and Associated Courses		2012-2013		2013-2014		2014-2015	
		Sections	Avg. Size	Sections	Avg. Size	Sections	Avg. Size
1076	HCP0600	3	14	1	11		
	PRN0090			1	21	3	21
	Major	3	14	2	16	3	21
1092	BSC1080	3	23				
	Major	3	23				
1095- Practical Nursing	BSC1080	6	27	9	21	8	28
	PRN0004	3	27	3	26	2	31
	PRN0042	3	23	3	19	2	25
	PRN0120	3	23	3	19	2	25
	PRN0207	3	23	3	17	3	23
	Major	18	25	21	21	17	27
2071 - Nursing-Associate Degree	NUR1005	2	20	2	20	2	20
	NUR1010	10	27	10	28	10	27
	NUR1020	8	29	8	30	8	29
	NUR1230	8	29	8	29	8	29
	NUR1423	8	28	8	28	8	29
	NUR2731	8	32	8	34	8	33
	NUR2940	6	39	6	40	8	33
	Major	50	30	50	30	52	30

To prevent data from skewing, the following instructional methods are excluded: Labs associated with lectures, Private/Performance, Clinicals, Co-op, DIS, Field trips and Internships.

Source: IR Program Assessment Data



## Average Class Size by Course (2 of 2)

Major and Associated Courses		2012-2013		2013-2014		2014-2015	
		Sections	Avg. Size	Sections	Avg. Size	Sections	Avg. Size
6441- BSN	NUR3065			2	37	3	22
	NUR3125			2	27	5	21
	NUR3145					4	25
	NUR3655					5	21
	NUR3826			2	36	3	27
	NUR3846			2	34	5	20
	NUR4169					4	24
	NUR4636					4	22
	NUR4827					2	20
	NUR4837					2	21
	Major			8	33	37	22
<b>Total</b>		<b>74</b>	<b>28</b>	<b>81</b>	<b>28</b>	<b>109</b>	<b>26</b>

## Average Class Size by Instructional Method- Multiple Methods Only

Major, Associated Courses and Instructional Method			2012-2013		2013-2014		2014-2015		
			Sections	Avg. Size	Sections	Avg. Size	Sections	Avg. Size	
1092	BSC1080	Lecture	1	18					
		Online	2	26					
		Course	3	23					
1095 Practical Nursing	BSC1080	Lecture	2	22	3	14	2	28	
		Online	4	30	6	24	6	28	
		Course	6	27	9	21	8	28	
	PRN0004	Lecture	2	31	2	29	1	34	
		Online	1	20	1	22	1	27	
		Course	3	27	3	26	2	31	
	PRN0042	Lecture	2	28	2	20	1	32	
		Online	1	15	1	18	1	18	
		Course	3	23	3	19	2	25	
	PRN0120	Lecture	2	28	2	20	1	32	
		Online	1	15	1	18	1	18	
		Course	3	23	3	19	2	25	
	PRN0207	Lecture	2	27	2	17	2	26	
		Online	1	15	1	19	1	18	
		Course	3	23	3	17	3	23	
	2071 Nursing- Associate Degree	NUR1010	Lecture	8	29	8	30	8	29
			Online	2	20	2	20	2	20
			Course	10	27	10	28	10	27
NUR2940		Hybrid	1	40	2	40	2	34	
		Lecture	4	39	4	40	6	33	
		Online	1	40					

## Overall Average Class Size by Instructional Method

Major or Dept. and Instructional Method		2012-2013		2013-2014		2014-2015	
		Sections	Avg. Size	Sections	Avg. Size	Sections	Avg. Size
1076	Lecture	3	14	2	16	3	21
	Major	3	14	2	16	3	21
1092	Lecture	1	18				
	Online	2	26				
	Major	3	23				
1095 - Practical Nursing (Limited Access Program)	Lecture	10	27	11	19	7	29
	Online	8	23	10	22	10	25
	Major	18	25	21	21	17	27
2071 -Nursing (Associate Degree) (Limited Access Program)	Hybrid	1	40	2	40	2	34
	Lecture	44	30	44	31	46	30
	Online	5	24	4	20	4	20
	Major	50	30	50	30	52	30
6441 - Bachelor of Science in Nursing - BSN	Hybrid			8	33	37	22
	Major			8	33	37	22
<b>Total</b>		<b>74</b>	<b>28</b>	<b>81</b>	<b>28</b>	<b>109</b>	<b>26</b>

### College Total

Instructional Method	2012-2013	2013-2014	2014-2015
	Avg. Size	Avg. Size	Avg. Size
Hybrid	22	22	22
Lecture	23	23	23
Online	27	28	30
<b>College Total</b>	<b>24</b>	<b>24</b>	<b>25</b>

## Course Success Rates (1 of 2)

Major	Course	2012-2013		2013-2014		2014-2015	
		Attempted	% Successful	Attempted	% Successful	Attempted	% Successful
1076	HCP0600	41	90%	11	91%		
	HCP0600L	41	90%	11	91%		
	PRN0090			21	100%	64	95%
	Major	82	90%	43	95%	64	95%
1092	BSC1080	70	84%				
	Major	70	84%				
1095- Practical Nursing	BSC1080	164	73%	185	78%	222	82%
	PRN0004	82	73%	79	63%	61	97%
	PRN0004L	82	73%	79	63%	61	97%
	PRN0042	70	100%	58	100%	50	100%
	PRN0042L	70	100%	58	100%	50	100%
	PRN0120	70	100%	58	98%	50	100%
	PRN0120L	70	100%	58	98%	50	100%
	PRN0207	69	93%	52	94%	70	91%
	PRN0207L	69	93%	52	94%	70	91%
	Major	746	87%	679	84%	684	92%
2071 -Nursing (Associate Degree) (Limited Access Program)	NUR1005	39	97%	40	100%	40	90%
	NUR1005L	39	97%	40	100%	40	90%
	NUR1010	268	96%	279	98%	269	94%
	NUR1020	234	94%	238	97%	235	94%
	NUR1020L	234	94%	238	97%	235	94%
	NUR1230	229	93%	229	93%	235	93%
	NUR1230L	229	93%	229	93%	235	93%

■ Indicates more than 5% decrease from prior year.

Source: IR Program Assessment Data

## Course Success Rates (2 of 2)

Major	Course	2012-2013		2013-2014		2014-2015	
		Attempted	% Successful	Attempted	% Successful	Attempted	% Successful
2071 -Nursing (Associate Degree) (Limited Access Program)	NUR1423	222	98%	226	96%	229	98%
	NUR1423L	222	98%	226	96%	229	98%
	NUR2731	253	90%	268	94%	266	94%
	NUR2731L	253	90%	268	94%	266	94%
	NUR2940	235	96%	239	95%	263	95%
	NUR2940L	235	96%	239	95%	263	95%
	Major	2692	94%	2759	95%	2805	95%
6441- BSN	NUR3065			74	97%	65	100%
	NUR3125			54	96%	105	96%
	NUR3145					99	99%
	NUR3655					105	99%
	NUR3826			71	99%	80	100%
	NUR3846			68	96%	102	95%
	NUR4169					96	98%
	NUR4636					89	99%
	NUR4636L					89	99%
	NUR4827					39	100%
	NUR4827L					39	100%
	NUR4837					42	100%
	Major			267	97%	950	98%
Department		1,437	86%	1,432	81%	1,585	81%

## Course Success Rates by Campus – Multiple Campus Only

Major, Associated Courses and Instructional Method			2012-2013		2013-2014		2014-2015	
			Attempted	% Successful	Attempted	% Successful	Attempted	% Successful
2071 - Nursing (Associate Degree) (Limited Access Program)	NUR1010	Daytona	113	96%	119	98%	115	96%
		Deland	59	93%	60	93%	60	88%
		Flagler/Palm Cst	57	98%	60	100%	55	98%
		Course	229	96%	239	97%	230	94%
	NUR1020	Daytona	115	96%	119	97%	117	96%
		Deland	60	85%	59	95%	60	88%
		Flagler/Palm Cst	59	98%	60	100%	58	97%
		Course	234	94%	238	97%	235	94%
	NUR1230	Daytona	119	94%	119	95%	120	98%
		Deltona	59	98%	61	93%	60	92%
		New Smyrna Beach	51	84%	49	88%	55	82%
		Course	229	93%	229	93%	235	93%
	NUR1423	Daytona	118	97%	120	98%	120	99%
		Deltona	59	100%	59	97%	59	98%
		New Smyrna Beach	45	98%	47	91%	50	94%
		Course	222	98%	226	96%	229	98%
	NUR2731	Daytona	193	90%	208	94%	208	96%
		Deland	60	88%	60	92%	58	84%
		Course	253	90%	268	94%	266	94%
	NUR2940	Daytona	116	95%	160	94%	148	96%
Deland						60	97%	
Deltona		79	97%	79	97%	55	93%	
Course		195	96%	239	95%	263	95%	

■ Indicates more than 5% difference between campuses.

Source: IR Program Assessment Data

## Course Success Rates by Instructional Method – Multiple Methods Only

Major, Associated Courses and Instructional Method			2012-2013		2013-2014		2014-2015		
			Attempted	% Successful	Attempted	% Successful	Attempted	% Successful	
1092	BSC1080	Lecture	18	89%					
		Online	52	83%					
		Course	70	84%					
1095- Practical Nursing	BSC1080	Lecture	44	66%	43	86%	55	84%	
		Online	120	76%	142	76%	167	81%	
		Course	164	73%	185	78%	222	82%	
	PRN0004	Lecture	62	68%	57	58%	34	100%	
		Online	20	90%	22	77%	27	93%	
		Course	82	73%	79	63%	61	97%	
	PRN0042	Lecture	55	100%	40	100%	32	100%	
		Online	15	100%	18	100%	18	100%	
		Course	70	100%	58	100%	50	100%	
	PRN0120	Lecture	55	100%	40	98%	32	100%	
		Online	15	100%	18	100%	18	100%	
		Course	70	100%	58	98%	50	100%	
	PRN0207	Lecture	54	93%	33	91%	52	88%	
		Online	15	93%	19	100%	18	100%	
		Course	69	93%	52	94%	70	91%	
	2071 -Nursing (Associate Degree) (Limited Access Program)	NUR1010	Lecture	229	96%	239	97%	230	94%
			Online	39	97%	40	100%	39	95%
			Course	268	96%	279	98%	269	94%
NUR2940		Hybrid	40	95%	80	100%	68	97%	
		Lecture	155	96%	159	92%	195	95%	
		Online	40	98%					
		Course	235	96%	239	95%	263	95%	

Indicates more than 5% difference between instructional methods.

Source: IR Program Assessment Data

## Overall Course Success Rates by Instructional Method

Major and Instructional Method		2012-2013		2013-2014		2014-2015	
		Attempted	% Successful	Attempted	% Successful	Attempted	% Successful
1076	Lab	41	90%	11	91%		
	Lecture	41	90%	32	97%	64	95%
	Major	82	90%	43	95%	64	95%
1092	Lecture	18	89%				
	Online	52	83%				
	Major	70	84%				
1095- Practical Nursing	Clinical	18	100%				
	Lab	273	90%	247	87%	231	97%
	Lecture	270	86%	213	84%	205	93%
	Online	185	83%	219	82%	248	86%
	Major	746	87%	679	84%	684	92%
2071 - Nursing	Hybrid	79	96%	120	100%	108	94%
	Lab	1173	94%	1200	95%	1228	95%
	Lecture	1322	94%	1359	95%	1390	95%
	Online	118	97%	80	100%	79	92%
	Major	2692	94%	2759	95%	2805	95%
6441 - BSN	Co-op					128	99%
	Hybrid			267	97%	822	98%
	Major			267	97%	950	98%
Total		3590	92%	3748	94%	4503	95%



## Course Success Rates by Multiple Session/Sub-session Only (1 of 3)

Major, Associated Courses and Sub-session				2012-2013		2013-2014		2014-2015	
				Attempted	% Successful	Attempted	% Successful	Attempted	% Successful
1076	HCP0600	FA	Full term	10	100%				
		SP	Full term	15	87%				
		SU	Full term	16	88%	11	91%		
		Course		41	90%	11	91%		
	PRN0090	FA	Full term					23	96%
		SP	Full term			21	100%	18	94%
		SU	Full term					23	96%
Course				21	100%	64	95%		
1095- Practical Nursing	BSC1080	FA	A term	28	86%	22	82%	28	71%
			B term	22	55%	22	82%	26	69%
			Full term	25	68%	14	86%	29	86%
			Session	75	71%	58	83%	83	76%
		SP	A term	34	88%	31	68%	27	85%
			B term	36	69%	31	61%	32	78%
			Full term	19	63%	21	81%	26	81%
			Session	89	75%	83	69%	85	81%
	SU	Full term			44	91%	54	91%	
	Course		164	73%	185	78%	222	82%	
	PRN0004	FA	Full term	34	76%	34	50%	34	100%
		SP	Full term	48	71%	45	73%	27	93%
		Course		82	73%	79	63%	61	97%
	PRN0207	FA	Full term	42	95%	34	100%	35	97%
		SP	Full term	27	89%	18	83%	35	86%
		Course		69	93%	52	94%	70	91%

■ Indicates more than 5% difference between sessions or sub-sessions.

Source: IR Program Assessment Data

## Course Success Rates by Multiple Session/Sub-session Only (2 of 3)

Major, Associated Courses and Sub-session				2012-2013		2013-2014		2014-2015	
				Attempted	% Successful	Attempted	% Successful	Attempted	% Successful
2071 - Nursing	NUR1005	FA	Full term	20	95%	20	100%	20	90%
		SP	Full term	19	100%	20	100%	20	90%
		Course		39	97%	40	100%	40	90%
	NUR1010	FA	Full term	136	96%	139	98%	138	98%
		SP	Full term	132	95%	140	98%	131	91%
		Course		268	96%	279	98%	269	94%
	NUR1020	FA	Full term	117	92%	119	99%	120	93%
		SP	Full term	117	95%	119	96%	115	96%
		Course		234	94%	238	97%	235	94%
	NUR1230	FA	Full term	117	91%	108	94%	118	92%
		SP	Full term	112	96%	121	93%	117	94%
		Course		229	93%	229	93%	235	93%
	NUR1423	FA	Full term	116	98%	108	96%	115	97%
		SP	Full term	106	98%	118	96%	114	98%
		Course		222	98%	226	96%	229	98%
	NUR2731	FA	Full term	124	94%	136	90%	135	93%
		SP	Full term	129	86%	132	97%	131	94%
		Course		253	90%	268	94%	266	94%
	NUR2940	FA	Full term	115	95%	112	96%	134	97%
		SP	Full term	120	98%	127	94%	129	94%
		Course		235	96%	239	95%	263	95%

Indicates more than 5% difference between sessions or sub-sessions.

## Course Success Rates by Multiple Session/Sub-session Only (3 of 3)

Major, Associated Courses and Sub-session				2012-2013		2013-2014		2014-2015	
				Attempted	% Successful	Attempted	% Successful	Attempted	% Successful
6441 - BSN	NUR3065	FA	B term					36	100%
		SP	B term			74	97%	29	100%
		Course				74	97%	65	100%
	NUR3125	FA	A term					64	98%
		SP	A term			54	96%	41	93%
		Course				54	96%	105	96%
	NUR3145	FA	A term					55	98%
		SP	A term					44	100%
		Course						99	99%
	NUR3655	FA	A term					44	98%
		SP	A term					61	100%
		Course						105	99%
	NUR3826	FA	B term					53	100%
		SP	B term			71	99%	27	100%
		Course				71	99%	80	100%
	NUR3846	FA	A term					63	97%
		SP	A term			68	96%	39	92%
		Course				68	96%	102	95%
	NUR4169	FA	B term					43	98%
		SP	B term					53	98%
Course						96	98%		
NUR4636	FA	B term					41	98%	
	SP	B term					48	100%	
	Course						89	99%	

Indicates more than 5% difference between sessions or sub-sessions.

Source: IR Program Assessment Data

## Overall Course Success Rates by Session/Sub-session

Major or Dept. and Sub-session			2012-2013		2013-2014		2014-2015	
			Attempted	% Successful	Attempted	% Successful	Attempted	% Successful
1076	FA	Full term	10	100%			23	96%
	SP	Full term	15	87%	21	100%	18	94%
	SU	Full term	16	88%	11	91%	23	96%
	Major		41	90%	32	97%	64	95%
1092	SU	Full term	70	84%				
	Major		70	84%				
1095	FA	A term	28	86%	22	82%	28	71%
		B term	22	55%	22	82%	26	69%
		Full term	101	82%	82	77%	98	95%
		Session	151	79%	126	79%	152	86%
	SP	A term	34	88%	31	68%	27	85%
		B term	36	69%	31	61%	32	78%
		Full term	94	74%	84	77%	88	86%
		Session	164	76%	146	72%	147	84%
	SU	Full term	140	100%	160	97%	154	97%
	Major		455	84%	432	83%	453	89%
2071	FA	Full term	745	94%	742	96%	780	95%
	SP	Full term	735	95%	777	96%	757	94%
	Major		1480	94%	1519	96%	1537	95%
6441	FA	A term					226	98%
		B term					173	99%
		Session					399	98%
	SP	A term			122	96%	227	97%
		B term			145	98%	196	99%
		Session			267	97%	423	98%
Major				267	97%	822	98%	
Total			2046	92%	2250	93%	2876	95%

Indicates more than 5% difference between sessions or sub-sessions.

Placement Rates								
Program Title	Major(s)	2010/11		2011/12		2012/13		Average Annual Salary
		DSC%	FCS%	DSC%	FCS%	DSC%	FCS%	
<a href="#">Nursing (Associate Degree) (Limited Access Program)</a>	2071	94%	95%	97%	95%	96%	94%	\$ 47,500
<a href="#">Nursing (Transition Into Profession) (Limited Access Program)</a>	2271	94%	95%	97%	95%	96%	94%	\$ 47,500
<a href="#">Practical Nursing (Limited Access Program)</a>	1095	94%	92%	93%	92%	94%	89%	\$ 36,088

**Notes:**

Graduates in cohort year are tracked in the following year and reported 1 year later.

All continuing education outcomes are based on enrollment data for the fall semester and preliminary winter/spring semester.

All employment outcomes are based on the October - December quarterly data each year.

Individuals are only counted in one educational sector.

Full quarter earnings displayed only when 10 or more graduates are employed full time/full quarter.

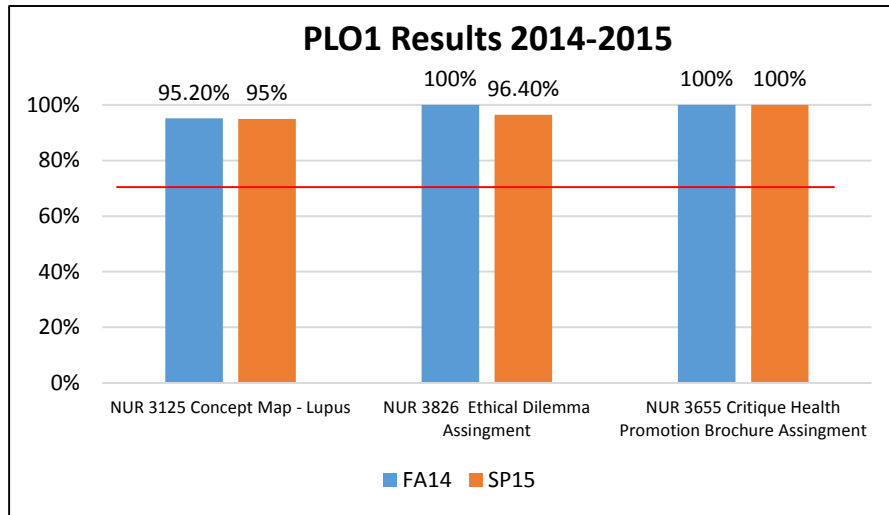
# Program Learning Outcomes

## Bachelor of Science in Nursing – BSN - 6441

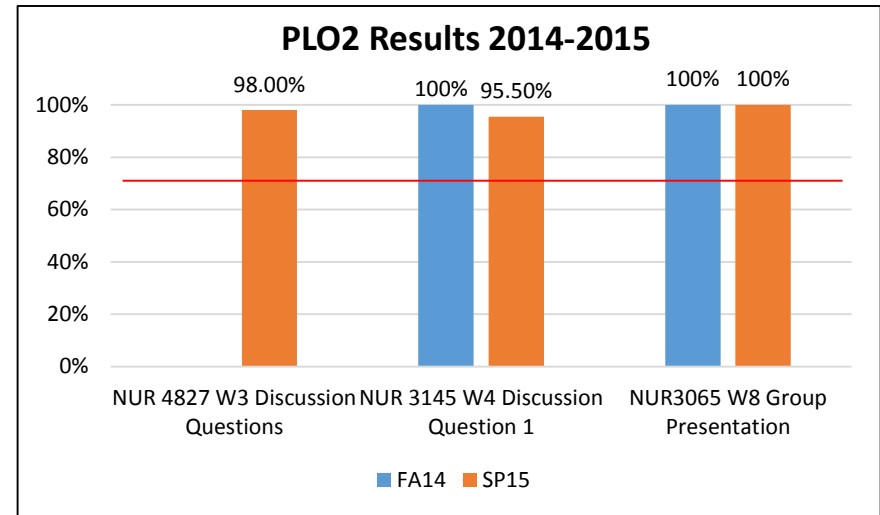
Graduates of the Bachelor of Science in nursing program will be able to:

1. Plan care in accordance with management and leadership principles using evidence- based research for patients across the lifespan.
2. Synthesize knowledge of quality improvement and patient safety to improve patient-care outcomes.
3. Appraise empirical evidence derived from research to identify clinical problems, plan appropriate care, provide nursing interventions which are grounded in evidence, and evaluate the effectiveness of nursing care to patients across the lifespan.
4. Model interpersonal communication to effectively collaborate with members of the health care team while promoting optimal health care for all patients.
5. Examine safe, appropriate, evidence-based care based on health promotion, disease and injury prevention, to improve population health.
6. Integrate inherent values as defined by the ANA Code of Ethics, as a foundation to base nursing theory in practice in the role of the BSN.
7. Formulate plans of care which provide culturally sensitive, non-discriminatory care to individuals, groups and communities in today's global environment.
8. Integrate information management technology to improve patient outcomes

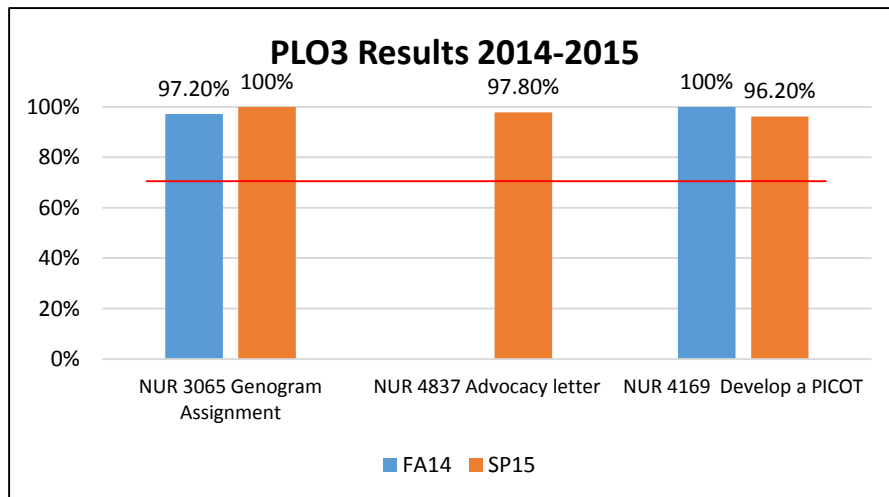
# Assessment Results 2014-2015



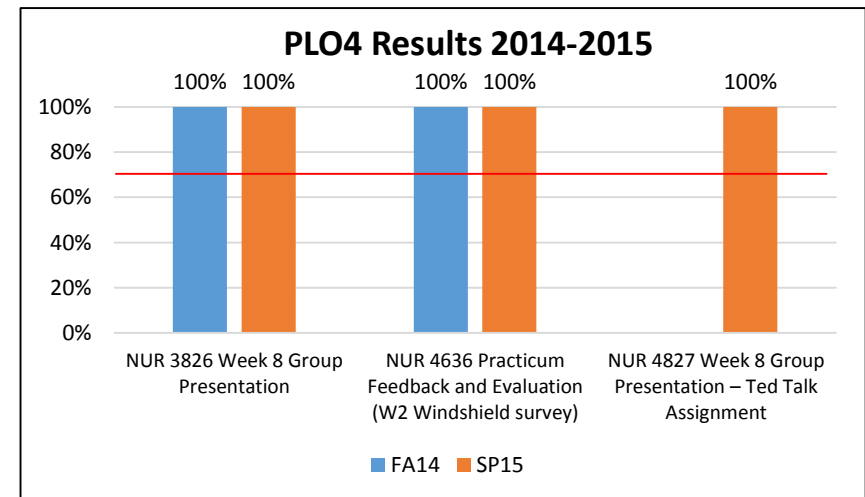
Plan care in accordance with management and leadership principles using evidence- based research for patients across the lifespan



Synthesize knowledge of quality improvement and patient safety to improve patient-care outcomes

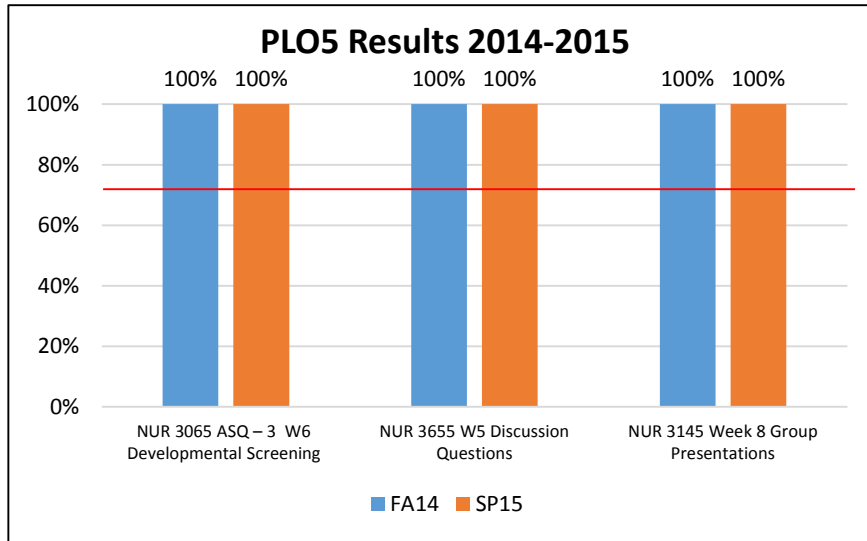


Appraise empirical evidence derived from research to identify clinical problems, plan appropriate care, provide nursing interventions which are grounded in evidence, and evaluate the effectiveness of nursing care to patients across the lifespan

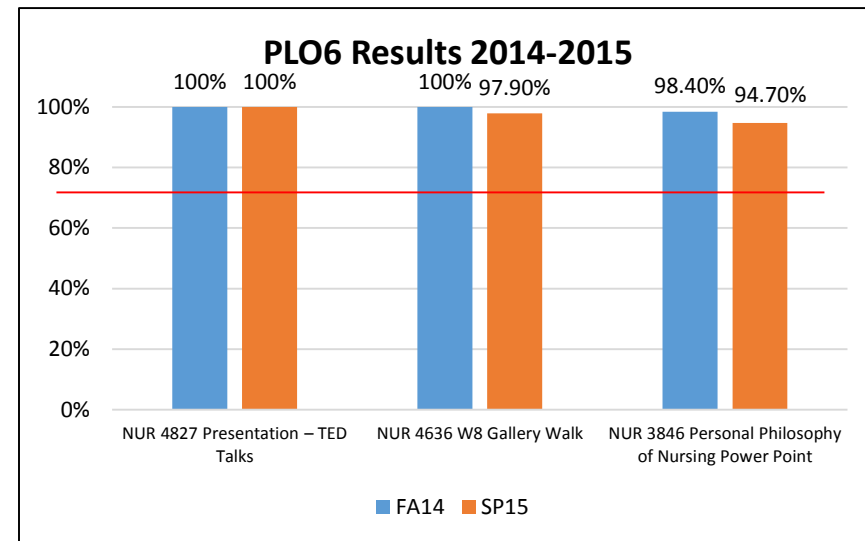


Model interpersonal communication to effectively collaborate with members of the health care team while promoting optimal health care for all patients

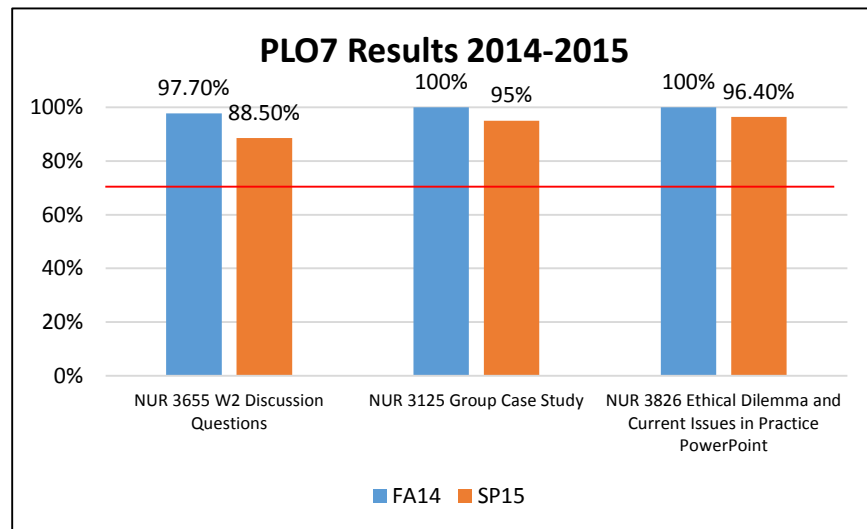
# Assessment Results 2014-2015



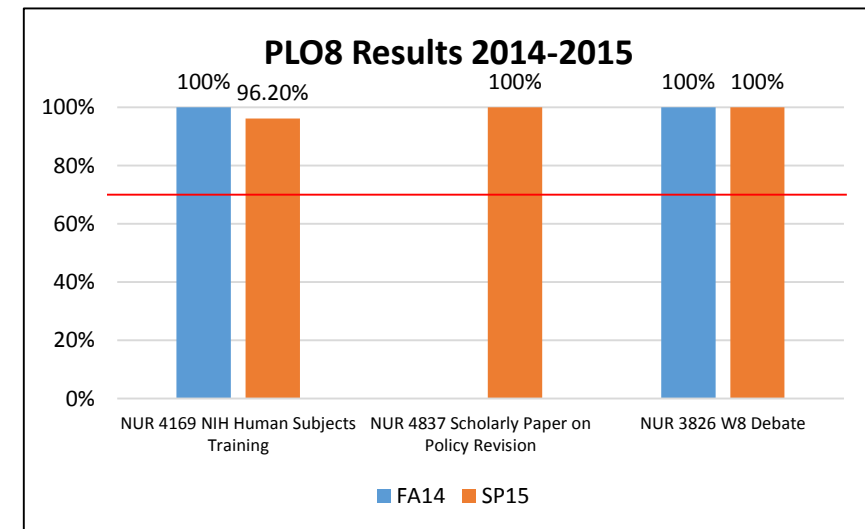
Examine safe, appropriate, evidence-based care based on health promotion, disease and injury prevention, to improve population health



Integrate inherent values as defined by the ANA Code of Ethics, as a foundation to base nursing theory in practice in the role of the BSN



Formulate plans of care which provide culturally sensitive, non-discriminatory care to individuals, groups and communities in today's global environment



Integrate information management technology to improve patient outcomes



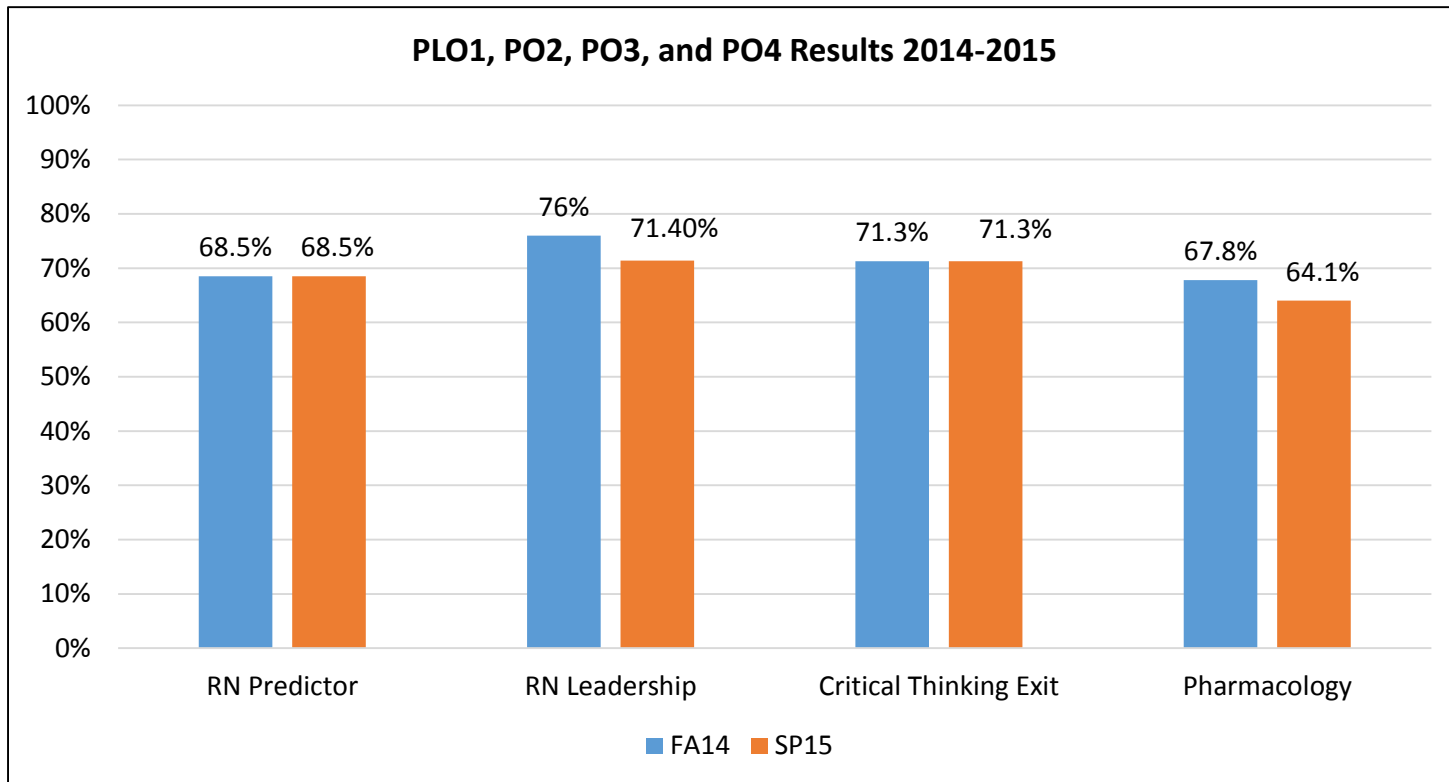
# Program Learning Outcomes

Associate Degree Nursing 2071 and 2271

Graduates of the program will be able to:

1. Utilize the nursing process and principles of best practices to meet the needs of individuals, families, groups and communities across the lifespan.
2. Provide caring, spiritual and culturally sensitive nursing care to individuals, families, groups and communities across the lifespan.
3. Use professional and technical resources to effectively communicate to individuals, families, groups and communities across the lifespan.
4. Practice within the ethical and legal framework of nursing and utilize the standards of nursing practice to meet the needs of individuals, families, groups and communities across the lifespan.

# Assessment Results 2014-2015



PO1: Utilize the nursing process and principles of best practices to meet the needs of individuals, families, groups and communities across the lifespan

PO2: Provide caring, spiritual and culturally sensitive nursing care to individuals, families, groups and communities across the lifespan

PO3: Use professional and technical resources to effectively communicate to individuals, families, groups and communities across the lifespan

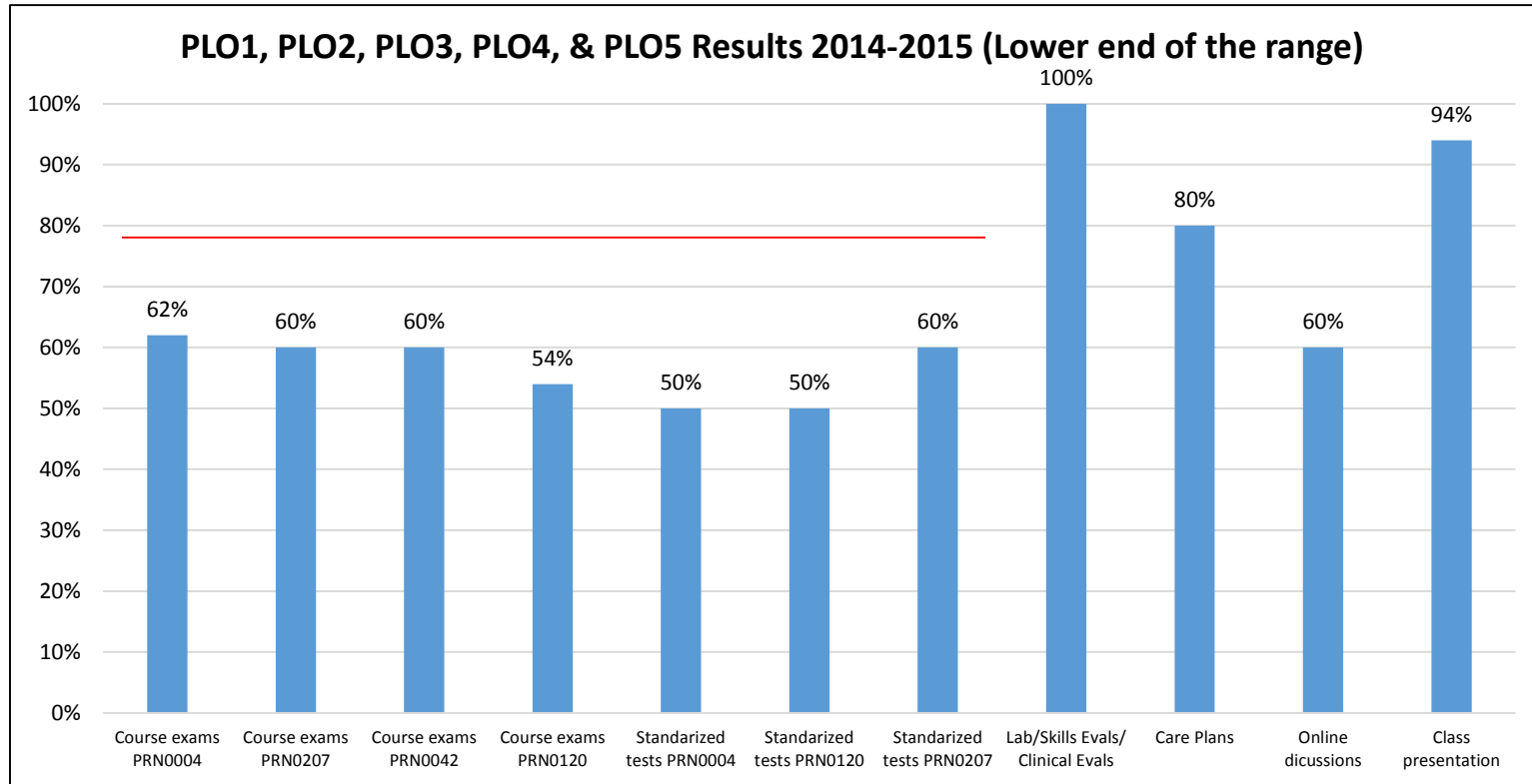
PO4: Practice within the ethical and legal framework of nursing and utilize the standards of nursing practice to meet the needs of individuals, families, groups and communities across the lifespan

# Program Learning Outcomes

## Certificate Practical Nursing - 1095

1. Demonstrate professional behaviors of accountability and professionalism according to the ethical, legal, and regulatory framework for the licensed practical nurse.
2. Communicate effectively with client, family, significant other, and members of the health care team.
3. Utilize the nursing process to provide safe and effective care to clients across the life span under the supervision of a registered nurse or physician.
4. Promotes physical, spiritual, and psychosocial well-being of clients and reduces risk potential for clients.
5. Demonstrate a caring and empathetic approach to the safe, therapeutic and individualized care of the client.

# Assessment Results 2014-2015



PO1: Demonstrate professional behaviors of accountability and professionalism according to the ethical, legal, and regulatory framework for the licensed practical nurse

PO2: Communicate effectively with client, family, significant other, and members of the health care team.

PO3: Utilize the nursing process to provide safe and effective care to clients across the life span under the supervision of a registered nurse or physician

PO4: Promotes physical, spiritual, and psychosocial well-being of clients and reduces risk potential for clients

PO5: Demonstrate a caring and empathetic approach to the safe, therapeutic and individualized care of the client.

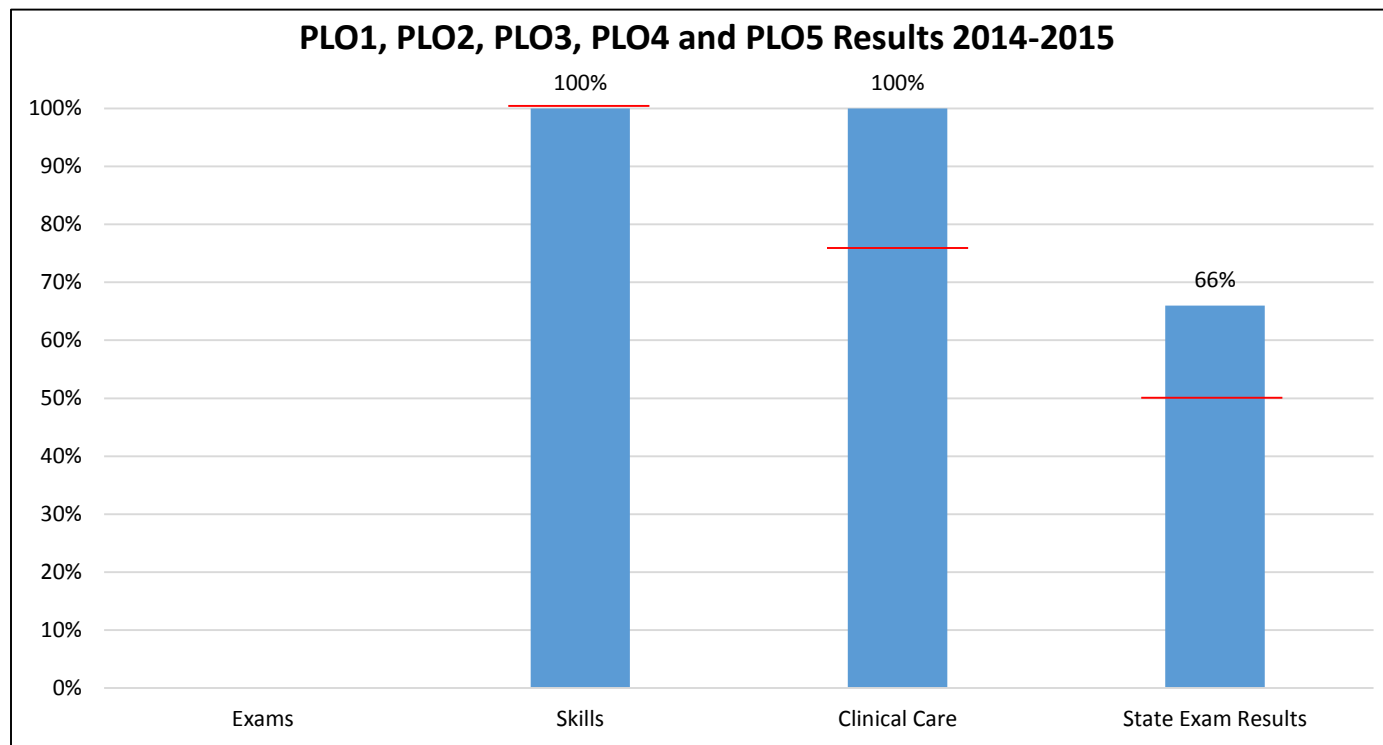
# Program Learning Outcomes

## Nursing Assistant - 1205

The student will be able to:

1. Assist the adult client with activities of daily living and basic care in the long-term care, sub-acute and assisted living facilities under the supervision of a licensed nurse.
2. Demonstrates skills safely and accurately during client care; observing and reporting physical, spiritual, psychosocial needs of the client, and changes in client's status physically, behaviorally, and emotionally.
3. Assist the nurse in planning and implementing care to meet the client's nutrition, hydration, and elimination needs, and identify signs/symptoms, causes of and clients at risk for pressure ulcers.
4. Demonstrate professional behaviors within the role and scope of the nursing assistant.
5. Demonstrate proper usage of equipment/devices.

# Assessment Results 2014-2015



PO1: Assist the adult client with activities of daily living and basic care in the long-term care, sub-acute and assisted living facilities under the supervision of a licensed nurse.

PO2: Demonstrates skills safely and accurately during client care; observing and reporting physical, spiritual, psychosocial needs of the client, and changes in client's status physically, behaviorally, and emotionally.

PO3: Assist the nurse in planning and implementing care to meet the client's nutrition, hydration, and elimination needs, and identify signs/symptoms, causes of and clients at risk for pressure ulcers.

PO4: Demonstrate professional behaviors within the role and scope of the nursing assistant.

PO5: Demonstrate proper usage of equipment/devices.

# Assessment Data 2013-2014 and 2014-2015: Programs and Institutional Learning Outcomes

Program	Critical/ Creative Thinking		Communication		Cultural Literacy		Information and Technical Literacy	
	13/14	14/15	13/14	14/15	13/14	14/15	13/14	14/15
<a href="#">6441 - Bachelor of Science in Nursing - BSN</a>	N/A	92.3%-100%	N/A	96.4%-100%	N/A	88.1%-100%	N/A	95.5%-100%
<a href="#">2071 - Nursing (Associate Degree) (Limited Access Program)</a>	72.42%	64.1%-76%	72.42%	64.1%-76%	72.42%	64.1%-76%	72.42%	64.1%-76%
<a href="#">2271 - Nursing (Transition Into Profession) (Limited Access Program)</a>	72.42%	64.1%-76%	72.42%	64.1%-76%	72.42%	64.1%-76%	72.42%	64.1%-76%
<a href="#">1205 - Nursing Assistant (Long Term Care)</a>	N/A	66%-100%	N/A	66%-100%	N/A	66%-100%	N/A	66%-100%
<a href="#">1095 - Practical Nursing (Limited Access Program)</a>	72.42%	54%-100%	72.42%	54%-100%	72.42%	54%-100%	72.42%	54%-100%